


innovative imaging™



iConnect® Enterprise Archive
v. 10.0

DICOM CONFORMANCE STATEMENT

Merge Healthcare
900 Walnut Ridge Drive
Hartland, WI 53029
USA

MERGE

877.44.MERGE • merge.com

 @MergeHealthcare

 [linkedin.com/company/merge-healthcare](https://www.linkedin.com/company/merge-healthcare)

 [facebook.com/MergeHealthcare](https://www.facebook.com/MergeHealthcare)

© 2014 Merge Healthcare. The information contained herein is confidential and is the sole property of Merge Healthcare. None of the information may be reproduced, copied, and/or re-distributed electronically, manually, or otherwise to any person without advance written permission from Merge Healthcare, except as may be expressly authorized by contracts or other agreements between Merge Healthcare and its customer. Merge Healthcare® and AMICAS are registered trademarks and VERICIS, RadSuite, Abraxas, and iConnect are also trademarks of Merge Healthcare. Other trademarks or service marks referred to herein are the property of their respective owners.

For application support or to report issues with user documentation, contact Customer Support:

- In North America: call toll-free 1-877-741-5369
- Outside of North America: +31.40.299.0773
- Email: support@merge.com

Canadian Device 40020

**Australian Sponsor
(Regulatory Affairs Only)**
Emergo Asia-Pacific Pty Ltd.
Darling Park, Tower II, Level 20
Sydney, NSW 2000 Australia

Telephone numbers

Telephone: +61 (0) 2.9006.1662
Fax: +61 (0) 2.9006.1010



EMERGO EUROPE
Molenstraat 15
2513 BH, The Hague
The Netherlands
Tel: +31 (0)70 345 8570
Fax: +31 (0)70 346 7299

Doc #	Revision	Date	Description
ECM-5680	2.0	10/17/14	Added WADO specifications.

Contents

- Contents 3
- Introduction 5
 - Purpose 5
 - Related Documents 5
- Implementation Model 6
 - Enterprise Archive Manager 6
 - Application Data Flow Diagram 7
 - Functional Definition of AEs 8
 - Worklist Manager 9
 - Application Data Flow Diagram 10
 - Functional Definition of AEs 10
 - Sequencing of Real-World Activities 10
 - Prefetcher 11
 - Application Data Flow Diagram 11
 - Functional Definition of AEs 12
 - Sequencing of Real World Activities 12
 - Technologist Workflow 13
 - Application Data Flow Diagram 13
 - Functional Definition of AEs 13
 - Sequence of Real World Activities 14
 - WADO Service 14
 - Application Data Flow Diagram 14
 - Functional Definition of AEs 15
- AE Specifications 16
 - Enterprise Archive DICOM Component Specification 16
 - Association Establishment Policies 19
 - Association Initiation by Real-World Activity 20
 - Association Acceptance Policy 26
 - Enterprise Archive Proxy Component Specification 47
 - Association Establishment Policies 49
 - Association Initiation by Real-World Activity 50
 - Association Acceptance Policy 57
 - Worklist Manager Specification 75

Association Establishment Policies 75

Association Initiation by Real-World Activity 76

Association Acceptance Policy 76

Prefetcher Specification 83

 Association Establishment Policies 83

 Association Initiation by Real-World Activity 84

 Association Acceptance Policy 87

Technologist Workflow (TWF) Specification 88

 Association Establishment Policies 90

 Association Initiation by Real-World Activity 91

 Association Acceptance Policy 91

WADO Specification 97

 WADO-WS Specifications 97

 WADO-URI Specification 98

Communication Profiles 100

 Supported Communication Stacks (Parts 8,9) 100

 TCP/IP Stack 100

 API 100

 Physical Media Support 100

Extensions/Specializations/Privatizations 101

 Standard Extended/Specialized/Private SOPs 101

 Private Transfer Syntaxes 101

Configuration. 102

 AE Title/Presentation Address Mapping 102

 Configurable Parameters 102

 HTTP URI Interface 102

 WS Interface 102

Support of Extended Character Sets 103

Security 104

Introduction

Purpose

This document specifies the conformance of Merge Healthcare's iConnect Enterprise Archive Release 10.0 to the DICOM 3.0 standard. This document covers conformance for the following:

- Enterprise DICOM Archive Manager - an enterprise class archive providing long-term storage and retrieval of all DICOM V3.0 objects. It has been designed for performance, scalability, and reliability.
- Worklist Manager - a worklist management and persistence engine. It is designed to support multiple worklist types. It responds to various inputs to create, schedule, and update information pertaining to work items.
- Prefetcher - an application that moves DICOM objects on the network in a predictive manner to facilitate access by real world entities.
- Technologist Workflow (TWF) - an application that allows for patient demographic reconciliation with images received from a modality that does not have worklist support.

Related Documents

NEMA, the DICOM Standard: Parts 1 - 20.

Implementation Model

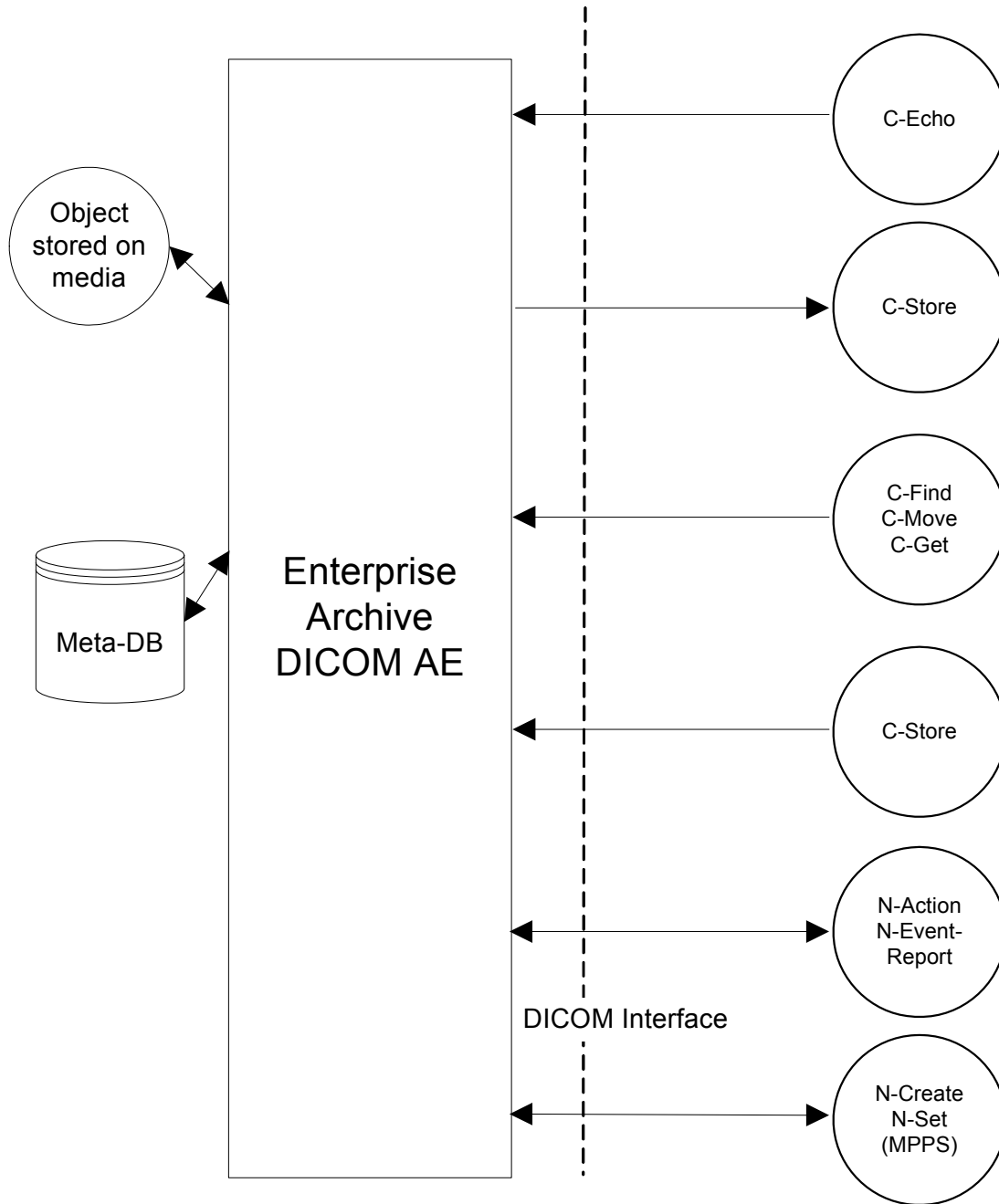
Enterprise Archive Manager

The Enterprise Archive Manager allows for the storage and retrieval of DICOM objects. Additionally, it allows for the querying of information about the DICOM objects that have been stored to it.

Administration is accomplished using a remote administrative application.

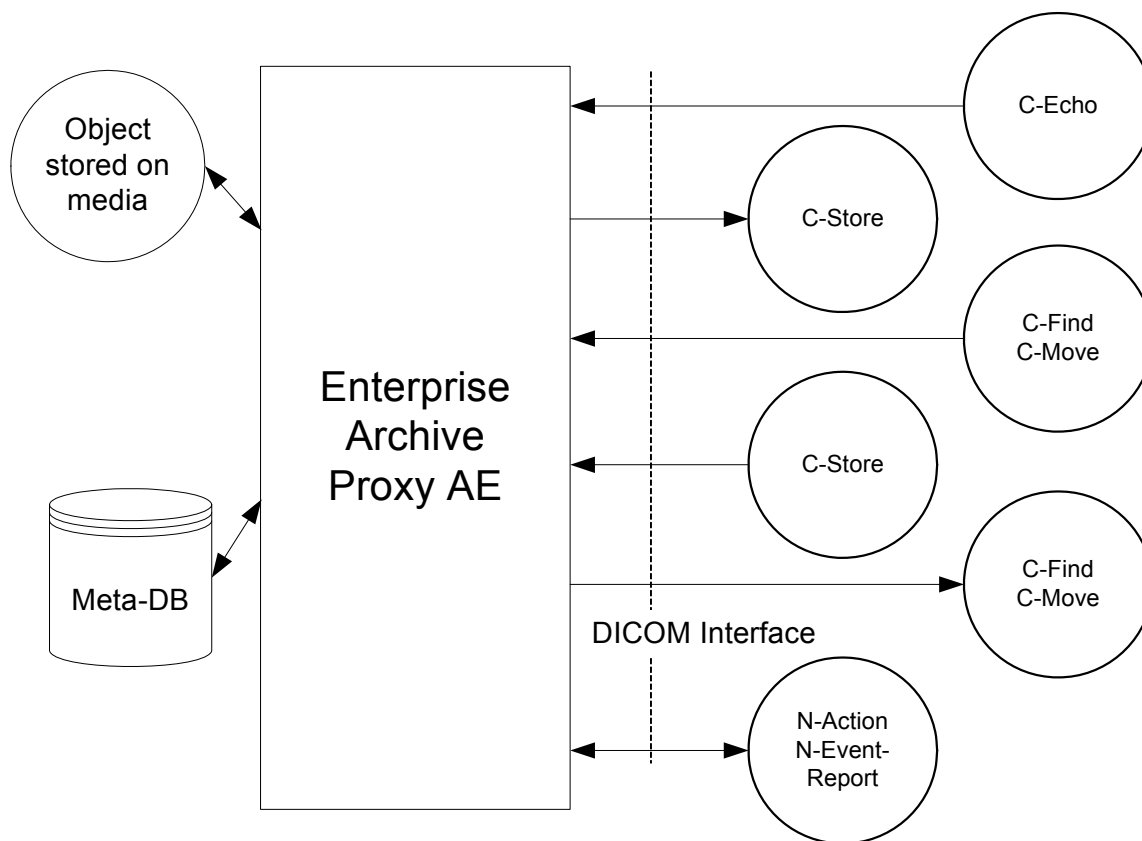
Application Data Flow Diagram

Enterprise Archive DICOM Component AE



Enterprise Archive DICOM AE Implementation Model

Enterprise Archive Proxy Component AE



Enterprise Archive Proxy AE Implementation Model

Functional Definition of AEs

DICOM AE

The Enterprise Archive Manager waits for another application to connect at the presentation address configured for its Application Entity Title. When another application connects, the archive expects it to be a DICOM application. The archive will accept associations with Presentation Contexts for the following SOP Classes:

- Storage Service Class
- Storage Commitment Service Class
- Query/Retrieve Service Class
- Verification Service Class
- Study Management Service Class

The archive will receive objects/requests. When it receives an object, it stores that object in gzip compressed Part 10 format as a file on a file system and registers that object in the database.

When a request is received it is processed accordingly. If the request is a retrieve request, the archive will locate the object in the database, retrieve the object from the file system in which it is stored, establish an

association with the application to receive the object, and send the object across that association. If the request is a query, the archive will simply perform the query on the database and return the results.

Proxy AE

If the Enterprise Archive Manager is configured with the Proxy component, it waits for a remote application to connect at the presentation address configured for its "Proxy" Application Entity Title. When another application connects, the Enterprise Archive Manager expects it to be a DICOM application. The Enterprise Archive Manager will accept associations with Presentation Contexts for SOP Classes of the Storage Service Class, Storage Commitment Service Class, the Query/Retrieve Service Class, and/or the Verification Service Class. It will receive requests. When a request is received it is processed. When it receives an object, it stores that object in Part 10 format on some media and registers that object in the database.

If the request is a storage commitment request, it responds with a status of success. After that, the Proxy will locate the specified objects in the Archive Manager and Advanced Visualization and then send a storage commitment response.

If the request is a retrieve request the Proxy will locate the object in the database or in another configured DICOM archive on the network, retrieve the object from the media that it stored it on or from the external archive where it was found, establish an association with the application to receive the object, and send the object across that association. If the request is a query, the Proxy will simply perform the query on the database and on the other configured archives on the network and return the results.

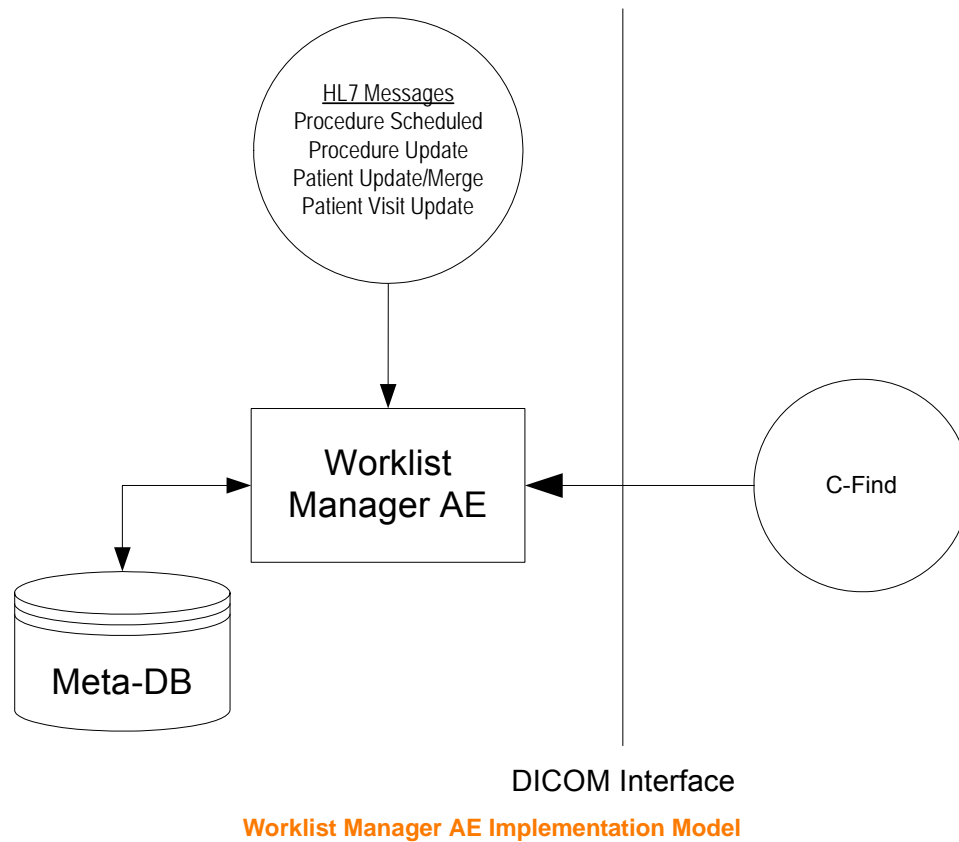
Worklist Manager

The Worklist Manager accepts hospital and radiological information system (HIS and RIS) messages that are in HL7 format. The system converts those messages into the DICOM data model and uses the information to populate and update a DICOM modality worklist that is maintained in a relational database. The system then allows DICOM modality worklist queries against the worklist data.

This document is only concerned with the DICOM aspects of the Worklist Manager.

Administration of the system is accomplished using a remote administrative application.

Application Data Flow Diagram



Functional Definition of AEs

The Worklist Manager provides a DICOM Modality Worklist SCP that accepts requests for workitems from properly configured DICOM Modality Worklist SCUs. Typically, a SCU is either a modality, or if the modality does not support DICOM's modality worklist, a DICOM Interface (a.k.a "Black") Box associated with the modality and acting on the modality's behalf.

The modality then presents the query's resulting workitems to the modality operator who then chooses and performs an item of work. The resulting images are then typically stored in an image archive.

Sequencing of Real-World Activities

The Worklist Manager must have a feed of HL7 messages from the HIS/RIS in order to function properly. This information is used to populate and update the worklist information residing in the database. The types of HL7 messages used by the system include:

- Procedure Scheduled
- Procedure Update
- Patient Update/Merge

- Patient Visit Update

The HL7 Interface is used to capture HL7 messages and forward them to the Worklist Manager for processing.

In order to maintain a modality worklist, the Worklist Manager must receive at least Procedure Scheduled messages.

Procedure Update messages will allow the system to update/cancel workitems.

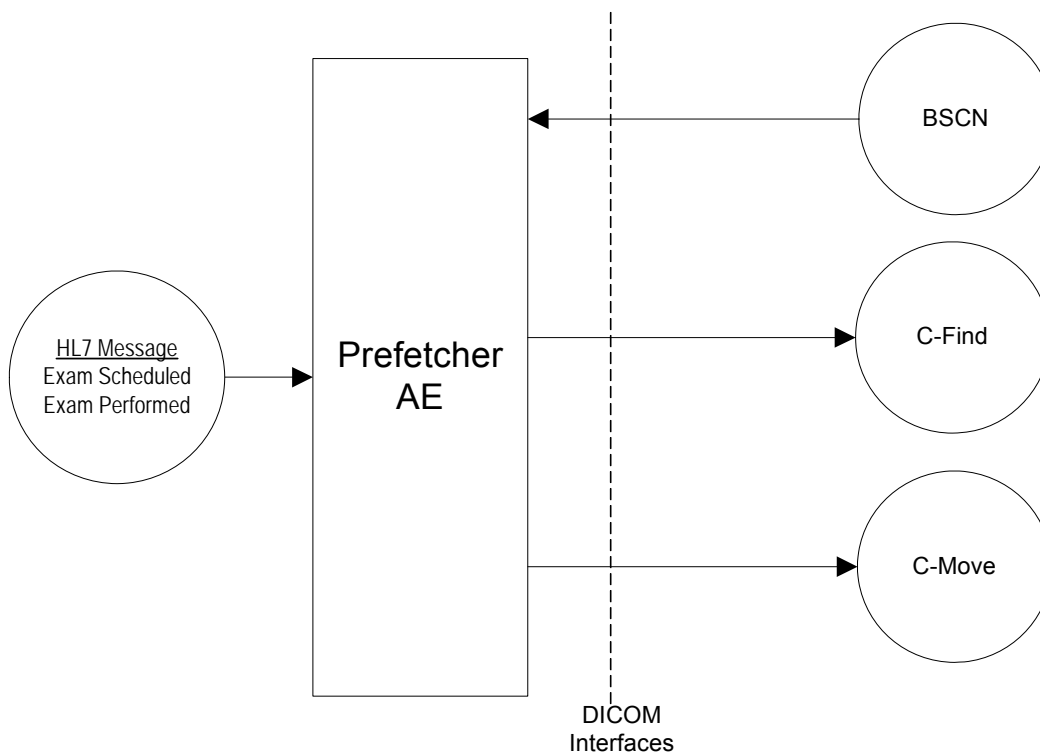
Patient Update/Merge and Patient Visit Update messages will allow the system to update workitem demographics - while critical for workflow and data consistency/accuracy, these are not required for the system to be functional.

Prefetcher

The Prefetcher moves images on the network in a predictive manner to facilitate access by real world entities.

Administration is accomplished using a remote administrative application.

Application Data Flow Diagram



Prefetcher AE Implementation Model

Functional Definition of AEs

The Prefetcher provides no services to clients in the typical client server sense. It is purely a 'listener' to the environment, and performs moves as a result of what it hears.

In general the Prefetcher will accept the following associations with Presentation Contexts for the following SOP classes:

- BSCN SCP - receive BSCN as prefetching trigger
- C-FIND SCU - query archive for priors
- C-MOVE SCU - make move requests to the archive

Sequencing of Real World Activities

The Prefetcher 'listens' for events in the environment that trigger prefetching rules. These Rules can query DICOM network devices, as well as initiate move requests for DICOM objects to and from remote DICOM devices.

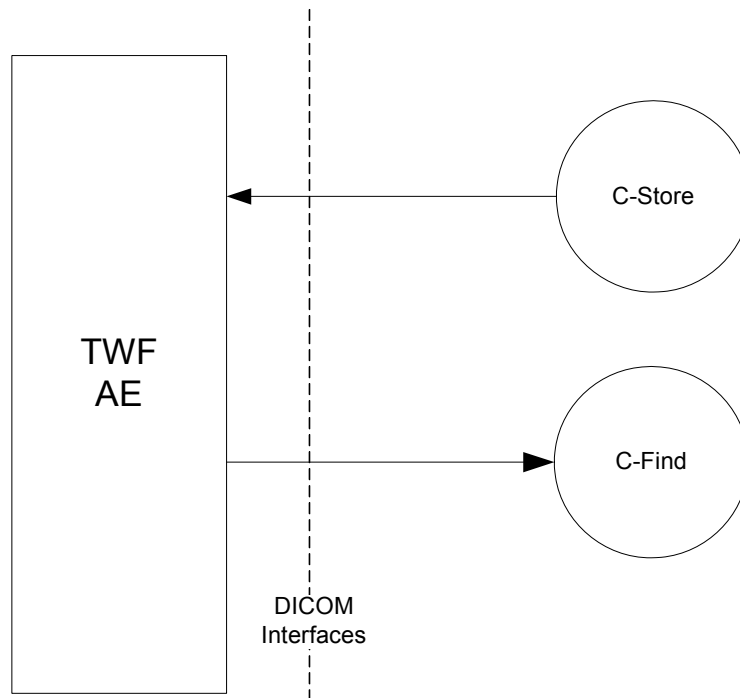
The Prefetcher receives events, such as HL7 or BSCN, and executes custom rules for those events. Those rules can perform C-FIND operations against an archive in an effort to find prior studies that the rule deems important. Those prior studies are scheduled to be moved at some point in the future.

When it is time for a set of priors to be moved, the Prefetcher will make a C-MOVE request to the archive hosting the objects in question. All moves will begin as study level operations. If a failure occurs and a listing of failed SOP instance UIDs is provided in the result of the study level move, then the Prefetcher will perform a C-FIND to obtain a complete listing of objects in the study in question. The failed objects may be moved again, at the object level, at a future point in time.

Technologist Workflow

Technologist Workflow (TWF) provides a user-interface to the technologist for reconciling patient demographic data for images received from modalities that do not support worklist functionality. The TWF functions as a plug-in to the RadSuite Archive and supports both automatic and manual reconciliation of studies.

Application Data Flow Diagram



Technologist Workflow AE Implementation Model

Functional Definition of AEs

The TWF receives studies from modalities and stores the reconciled studies back to the RadSuite Archive. The TWF also supports MWL queries to retrieve patient demographic data from the RadSuite Worklist.

The TWF will accept associations for the following SOP classes:

- C-STORE SCP - Receives studies from modalities lacking worklist functionality.
- MWL C-FIND SCU - Queries the Modality Worklist for patient demographic data

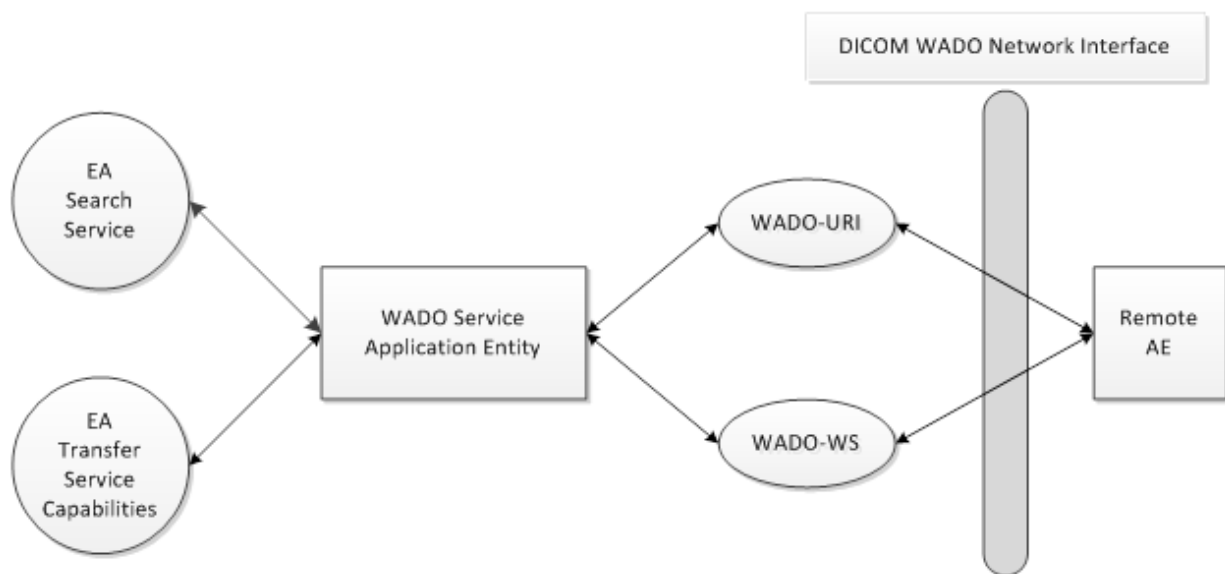
Sequence of Real World Activities

A study is acquired at a modality that does not have worklist functionality. The technologist enters whatever patient demographic data that is on-hand and sends the study to the TWF using its unique AE-title. The TWF will attempt to auto-reconcile the study by performing a MWL C-FIND query against the RadSuite Worklist for some pre-defined attributes. If a match is found in the Worklist, the demographic data will be merged into the study. The technologist will have the opportunity to review this information before the updated study is moved to the RadSuite Archive for storage. This move is handled internally and does not require an association for a C-Store to be created. In the event that a match in the worklist is not found, the technologist will have the option to manually enter the patient information.

In the event that a match in the worklist is not found, the technologist will have the option to manually enter the patient information.

WADO Service

Application Data Flow Diagram



iConnect Enterprise Archive WADO Service AE

Functional Definition of AEs

Functional Definition of WADO Service Application

The reception of a WADO request will activate the AE. An internal request is sent to the search capabilities of the Enterprise Archive V10.0 WADO Service. This request is based upon the request parameters or the URL resource end point from the WADO request. The response is a list of all SOP instances stored on the Enterprise Archive V10.0 that match the request parameters. If there are no matching instances, the AE will indicate this in the WADO response. For all matching instances, the AE will utilize the internal image transfer request to obtain a copy of each instance. If the request was for retrieval of instances, these instances will be returned. If the request was for retrieval of rendered instances, then the AE will render each instance and return the rendered results.

AE Specifications

Enterprise Archive DICOM Component Specification

This Application Entity provides Standard Conformance to the following DICOM V3.0 SOP Classes as an SCU and/or SCP (as indicated in the table):

NOTE: New SOP classes may be supported through simple configuration changes of the product.

SOP Class Name	SOP Class UID	SCU/SCP
Verification		
Verification	1.2.840.10008.1.1	Y / Y
Storage		
12-lead ECG Waveform Storage	1.2.840.10008.5.1.4.1.1.9.1.1	Y / Y
Ambulatory ECG Waveform Storage	1.2.840.10008.5.1.4.1.1.9.1.3	Y / Y
Basic Text SR Storage	1.2.840.10008.5.1.4.1.1.88.11	Y / Y
Basic Voice Audio Waveform Storage	1.2.840.10008.5.1.4.1.1.9.4.1	Y / Y
Cardiac Electrophysiology Waveform Storage	1.2.840.10008.5.1.4.1.1.9.3.1	Y / Y
Comprehensive SR Storage	1.2.840.10008.5.1.4.1.1.88.33	Y / Y
Computed Radiography Image Storage	1.2.840.10008.5.1.4.1.1.1	Y / Y
CT Image Storage	1.2.840.10008.5.1.4.1.1.2	Y / Y
Enhanced CT Image Storage	1.2.840.10008.5.1.4.1.1.2.1	Y / Y
Digital X-Ray Image Storage (Presentation)	1.2.840.10008.5.1.4.1.1.1.1	Y / Y
Digital X-Ray Image Storage (Processing)	1.2.840.10008.5.1.4.1.1.1.1.1	Y / Y
Digital Mammography Image Storage (Presentation)	1.2.840.10008.5.1.4.1.1.1.2	Y / Y
Digital Mammography Image Storage (Processing)	1.2.840.10008.5.1.4.1.1.1.2.1	Y / Y
Digital Intra-oral X-Ray Image Storage (Presentation)	1.2.840.10008.5.1.4.1.1.1.3	Y / Y
Digital Intra-oral X-Ray Image Storage (Processing)	1.2.840.10008.5.1.4.1.1.1.3.1	Y / Y
Encapsulated PDF Storage SOP Class	1.2.840.10008.5.1.4.1.1.104.1	Y / Y
Enhanced SR Storage	1.2.840.10008.5.1.4.1.1.88.22	Y / Y
General ECG Waveform Storage	1.2.840.10008.5.1.4.1.1.9.1.2	Y / Y

SOP Class Name	SOP Class UID	SCU/SCP
Grayscale Softcopy Presentation State Storage	1.2.840.10008.5.1.4.1.1.11.1	Y / Y
Hardcopy Color Image Storage	1.2.840.10008.5.1.1.30	Y / Y
Hardcopy Grayscale Image Storage	1.2.840.10008.5.1.1.29	Y / Y
Hemodynamic Waveform Storage	1.2.840.10008.5.1.4.1.1.9.2.1	Y / Y
Key Object Selection Document	1.2.840.10008.5.1.4.1.1.88.59	Y / Y
Mammography CAD SR	1.2.840.10008.5.1.4.1.1.88.50	Y / Y
Multi-frame Single Bit Secondary Capture Image Storage	1.2.840.10008.5.1.4.1.1.7.1	Y / Y
Multi-frame Grayscale Byte Secondary Capture Image Storage	1.2.840.10008.5.1.4.1.1.7.2	Y / Y
Multi-frame Grayscale Word Secondary Capture Image Storage	1.2.840.10008.5.1.4.1.1.7.3	Y / Y
Multi-frame True Color Secondary Capture Image Storage	1.2.840.10008.5.1.4.1.1.7.4	Y / Y
MR Image Storage	1.2.840.10008.5.1.4.1.1.4	Y / Y
Enhanced MR Image Storage	1.2.840.10008.5.1.4.1.1.4.1	Y / Y
Nuclear Medicine Image Storage	1.2.840.10008.5.1.4.1.1.20	Y / Y
Nuclear Medicine Image Storage (Retired)	1.2.840.10008.5.1.4.1.1.5	Y / Y
Ophthalmic Photography 8 Bit Image Storage	1.2.840.10008.5.1.4.1.1.77.1.5.1	Y / Y
Ophthalmic Photography 16 Bit Image Storage	1.2.840.10008.5.1.4.1.1.77.1.5.2	Y / Y
Ophthalmic Tomography Image Storage	1.2.840.10008.5.1.4.1.1.77.1.5.4	Y / Y
Positron Emission Tomography Image Storage	1.2.840.10008.5.1.4.1.1.128	Y / Y
RT Beams Treatment Record Storage	1.2.840.10008.5.1.4.1.1.481.4	Y / Y
RT Brachy Treatment Record Storage	1.2.840.10008.5.1.4.1.1.481.6	Y / Y
RT Dose Storage	1.2.840.10008.5.1.4.1.1.481.2	Y / Y
RT Image Storage	1.2.840.10008.5.1.4.1.1.481.1	Y / Y
RT Plan Storage	1.2.840.10008.5.1.4.1.1.481.5	Y / Y
RT Structure Set Storage	1.2.840.10008.5.1.4.1.1.481.3	Y / Y
RT Treatment Summary Record Storage	1.2.840.10008.5.1.4.1.1.481.7	Y / Y
Secondary Capture Image Storage	1.2.840.10008.5.1.4.1.1.7	Y / Y
Stand-alone Curve Storage	1.2.840.10008.5.1.4.1.1.9	Y / Y

SOP Class Name	SOP Class UID	SCU/SCP
Stand-alone Modality LUT Storage	1.2.840.10008.5.1.4.1.1.10	Y / Y
Stand-alone Overlay Storage	1.2.840.10008.5.1.4.1.1.8	Y / Y
Stand-alone VOI LUT Storage	1.2.840.10008.5.1.4.1.1.11	Y / Y
Standalone PET Curve Storage	1.2.840.10008.5.1.4.1.1.129	Y / Y
Stored Print Storage	1.2.840.10008.5.1.1.27	Y / Y
Ultrasound Image Storage	1.2.840.10008.5.1.4.1.1.6.1	Y / Y
Ultrasound Image Storage (Retired)	1.2.840.10008.5.1.4.1.1.6	Y / Y
Ultrasound Multi-frame Image Storage	1.2.840.10008.5.1.4.1.1.3.1	Y / Y
Ultrasound Multi-frame Image Storage (Retired)	1.2.840.10008.5.1.4.1.1.3	Y / Y
VL Endoscopic Image Storage	1.2.840.10008.5.1.4.1.1.77.1.1	Y / Y
VL Microscopic Image Storage	1.2.840.10008.5.1.4.1.1.77.1.2	Y / Y
VL Slide-Coordinates Microscopic Image Storage	1.2.840.10008.5.1.4.1.1.77.1.3	Y / Y
VL Photographic Image Storage	1.2.840.10008.5.1.4.1.1.77.1.4	Y / Y
X-Ray Angiographic Bi-Plane Image Storage (retired)	1.2.840.10008.5.1.4.1.1.12.3	Y / Y
X-Ray Angiographic Image Storage	1.2.840.10008.5.1.4.1.1.12.1	Y / Y
X-Ray Radiofluoroscopic Image Storage	1.2.840.10008.5.1.4.1.1.12.2	Y / Y
Query/Retrieve		
Patient Root Query/Retrieve Information Model - FIND	1.2.840.10008.5.1.4.1.2.1.1	N / Y
Patient Root Query/Retrieve Information Model - MOVE	1.2.840.10008.5.1.4.1.2.1.2	N / Y
Patient Root Query/Retrieve Information Model - GET	1.2.840.10008.5.1.4.1.2.1.3	N / Y
Study Root Query/Retrieve Information Model - FIND	1.2.840.10008.5.1.4.1.2.2.1	N / Y
Study Root Query/Retrieve Information Model - MOVE	1.2.840.10008.5.1.4.1.2.2.2	N / Y
Study Root Query/Retrieve Information Model - GET	1.2.840.10008.5.1.4.1.2.2.3	N / Y
Patient/Study Only Query/Retrieve Information Model - FIND	1.2.840.10008.5.1.4.1.2.3.1	N / Y
Patient/Study Only Query/Retrieve Information Model - MOVE	1.2.840.10008.5.1.4.1.2.3.2	N / Y

SOP Class Name	SOP Class UID	SCU/SCP
Patient/Study Only Query/Retrieve Information Model - GET	1.2.840.10008.5.1.4.1.2.3.3	N / Y
Storage Commitment		
Storage Commitment Push Model	1.2.840.10008.1.20.1	N / Y
Study Management		
Modality Performed Procedure Step	1.2.840.10008.3.1.2.3.3	Y / Y
BSCN		
Basic Study Content Notification	1.2.840.10008.1.9	Y / N
Modality Worklist		
Modality Worklist Information Model - FIND	1.2.840.10008.5.1.4.31	Y / N

Association Establishment Policies

General

The DICOM Component of the Enterprise Archive Manager will attempt to establish an association anytime a C-MOVE request is received from a remote application entity in order to store the requested data in the move. The archive will only attempt to establish associations in response to valid C-MOVE requests for images that are known to its database, or for response to valid Storage Commitment requests.

The archive will attempt to establish an association even if the destination is unknown by pairing the requested destination with the IP address of the C-MOVE requestor using the DICOM well-known port (104).

The DICOM Component supports SCU/SCP Role Negotiation.

The DICOM Component supports configurable Maximum PDU sizes, both sent and received (the default is 50KB, both sent and received).

Number of Associations

The Enterprise Archive Manager will attempt only one storage association establishment to service C-MOVE requests or Storage Commitment requests.

The Enterprise Archive Manager will accept any number of simultaneous associations, the number of which can be configured. The maximum limit on the number of simultaneous associations is dependent on the number of open file descriptors allowed by the underlying operating system.

Asynchronous Nature

The Enterprise Archive Manager will allow any number of asynchronous operations, whether invoked and performed. This number of asynchronous operations is configurable. When establishing storage associations to service C-MOVE requests the archive will attempt to negotiate the configured asynchronous operations window in order to optimize object moves.

Implementation Identifying Information

The Enterprise Archive Manager DICOM Component will provide a single Implementation Class UID and Implementation Version Name as follows:

DICOM Component Implementation Class UID	1.2.826.0.1.3680043.2.133.1.1
Implementation Version Name	8.40

Association Initiation by Real-World Activity

The Enterprise Archive Manager will attempt to initiate one storage association for each C-MOVE request or Storage Commitment request that is received.

If the Router component is enabled, it is possible to configure it to utilize one or multiple associations. For ease of implementation, most destinations are configured to utilize one association.

Storage Association

- Completing a Move Request to a Remote System and
- Unsolicited Storage of DICOM Objects to a Remote System

Associated Real-World Activity

The associated real-world activity is the receipt of a C-MOVE request from a remote application entity.

Other components that may be installed in the Archive can cause associations to be established for various reasons.

Router Plug-In

The Router Plug-In, if installed, establishes a pooled association to the configured C-Store SCP(s) when an object is stored to the Archive. If an established association exists in the association pool, the association is reused instead of establishing a new association. The Router Plug-In then performs a C-Store on the pooled association(s) to the configured SCP(s) for each object stored to the Archive.

Proposed Presentation Contexts

The Enterprise Archive Manager will propose a collection of presentation contexts, which will be obtained by applying the algorithm presented in the next section to the following Presentation Context Table:

Table 1: Presentation Context Table

Abstract Syntax		Transfer Syntax	Role	Extended Negotiation
Name	UID			
12-lead ECG Waveform Storage	1.2.840.10008.5.1.4.1.1.9.1.1	See Table 2	SCU	None
Ambulatory ECG Waveform Storage	1.2.840.10008.5.1.4.1.1.9.1.3	See Table 2	SCU	None
Basic Study Content Notification	1.2.840.10008.1.9	See Table 2	SCU	None
Basic Text SR Storage	1.2.840.10008.5.1.4.1.1.88.11	See Table 2	SCU	None
Basic Voice Audio Waveform Storage	1.2.840.10008.5.1.4.1.1.9.4.1	See Table 2	SCU	None

Table 1: Presentation Context Table (Continued)

Abstract Syntax		Transfer Syntax	Role	Extended Negotiation
Name	UID			
Breast Tomosynthesis Image Storage	1.2.840.10008.5.1.4.1.1.13.1.3	See Table 2	SCU	None
Cardiac Electrophysiology Waveform Storage	1.2.840.10008.5.1.4.1.1.9.3.1	See Table 2	SCU	None
Comprehensive SR Storage	1.2.840.10008.5.1.4.1.1.88.33	See Table 2	SCU	None
Computed Radiography Image Storage	1.2.840.10008.5.1.4.1.1.1	See Table 2	SCU	None
CT Image Storage	1.2.840.10008.5.1.4.1.1.2	See Table 2	SCU	None
Enhanced CT Image Storage	1.2.840.10008.5.1.4.1.1.2.1	See Table 2	SCU	None
Digital X-Ray Image Storage (Presentation)	1.2.840.10008.5.1.4.1.1.1.1	See Table 2	SCU	None
Digital X-Ray Image Storage (Processing)	1.2.840.10008.5.1.4.1.1.1.1.1	See Table 2	SCU	None
Digital Mammography Image Storage (Presentation)	1.2.840.10008.5.1.4.1.1.1.2	See Table 2	SCU	None
Digital Mammography Image Storage (Processing)	1.2.840.10008.5.1.4.1.1.1.2.1	See Table 2	SCU	None
Digital Intra-oral X-Ray Image Storage (Presentation)	1.2.840.10008.5.1.4.1.1.1.3	See Table 2	SCU	None
Digital Intra-oral X-Ray Image Storage (Processing)	1.2.840.10008.5.1.4.1.1.1.3.1	See Table 2	SCU	None
Encapsulated PDF Storage SOP Class	1.2.840.10008.5.1.4.1.1.104.1	See Table 2	SCU	None
Enhanced SR Storage	1.2.840.10008.5.1.4.1.1.88.22	See Table 2	SCU	None
General ECG Waveform Storage	1.2.840.10008.5.1.4.1.1.9.1.2	See Table 2	SCU	None
Grayscale Softcopy Presentation State Storage	1.2.840.10008.5.1.4.1.1.11.1	See Table 2	SCU	None
Hardcopy Color Image Storage	1.2.840.10008.5.1.1.30	See Table 2	SCU	None
Hardcopy Grayscale Image Storage	1.2.840.10008.5.1.1.29	See Table 2	SCU	None
Hemodynamic Waveform Storage	1.2.840.10008.5.1.4.1.1.9.2.1	See Table 2	SCU	None
Key Object Selection Document	1.2.840.10008.5.1.4.1.1.88.59	See Table 2	SCU	None
Mammography CAD SR	1.2.840.10008.5.1.4.1.1.88.50	See Table 2	SCU	None

Table 1: Presentation Context Table (Continued)

Abstract Syntax		Transfer Syntax	Role	Extended Negotiation
Name	UID			
Multi-frame Single Bit Secondary Capture Image Storage	1.2.840.10008.5.1.4.1.1.7.1	See Table 2	SCU	None
Multi-frame Grayscale Byte Secondary Capture Image Storage	1.2.840.10008.5.1.4.1.1.7.2	See Table 2	SCU	None
Multi-frame Grayscale Word Secondary Capture Image Storage	1.2.840.10008.5.1.4.1.1.7.3	See Table 2	SCU	None
Multi-frame True Color Secondary Capture Image Storage	1.2.840.10008.5.1.4.1.1.7.4	See Table 2	SCU	None
MR Image Storage	1.2.840.100008.5.1.4.1.1.4	See Table 2	SCU	None
Enhanced MR Image Storage	1.2.840.100008.5.1.4.1.1.4.1	See Table 2	SCU	None
Nuclear Medicine Image Storage	1.2.840.10008.5.1.4.1.1.20	See Table 2	SCU	None
Nuclear Medicine Image Storage (Retired)	1.2.840.10008.5.1.4.1.1.5	See Table 2	SCU	None
Ophthalmic Photography 8 Bit Image Storage	1.2.840.10008.5.1.4.1.1.77.1.5.1	See Table 2	SCU	None
Ophthalmic Photography 16 Bit Image Storage	1.2.840.10008.5.1.4.1.1.77.1.5.2	See Table 2	SCU	None
Ophthalmic Tomography Image Storage	1.2.840.10008.5.1.4.1.1.77.1.5.4	See Table 2	SCU	None
Positron Emission Tomography Image Storage	1.2.840.10008.5.1.4.1.1.128	See Table 2	SCU	None
RT Beams Treatment Record Storage	1.2.840.10008.5.1.4.1.1.481.4	See Table 2	SCU	None
RT Brachy Treatment Record Storage	1.2.840.10008.5.1.4.1.1.481.6	See Table 2	SCU	None
RT Dose Storage	1.2.840.10008.5.1.4.1.1.481.2	See Table 2	SCU	None
RT Image Storage	1.2.840.10008.5.1.4.1.1.481.1	See Table 2	SCU	None
RT Plan Storage	1.2.840.10008.5.1.4.1.1.481.5	See Table 2	SCU	None
RT Structure Set Storage	1.2.840.10008.5.1.4.1.1.481.3	See Table 2	SCU	None
RT Treatment Summary Record Storage	1.2.840.10008.5.1.4.1.1.481.7	See Table 2	SCU	None
Secondary Capture Image Storage	1.2.840.10008.5.1.4.1.1.7	See Table 2	SCU	None
Stand-alone Curve Storage	1.2.840.10008.5.1.4.1.1.9	See Table 2	SCU	None
Stand-alone Modality LUT Storage	1.2.840.10008.5.1.4.1.1.10	See Table 2	SCU	None

Table 1: Presentation Context Table (Continued)

Abstract Syntax		Transfer Syntax	Role	Extended Negotiation
Name	UID			
Stand-alone Overlay Storage	1.2.840.10008.5.1.4.1.1.8	See Table 2	SCU	None
Stand-alone VOI LUT Storage	1.2.840.10008.5.1.4.1.1.11	See Table 2	SCU	None
Standalone PET Curve Storage	1.2.840.10008.5.1.4.1.1.129	See Table 2	SCU	None
Stored Print Storage	1.2.840.10008.5.1.1.27	See Table 2	SCU	None
Ultrasound Image Storage	1.2.840.10008.5.1.4.1.1.6.1	See Table 2	SCU	None
Ultrasound Image Storage (Retired)	1.2.840.10008.5.1.4.1.1.6	See Table 2	SCU	None
Ultrasound Multi-frame Image Storage	1.2.840.10008.5.1.4.1.1.3.1	See Table 2	SCU	None
Ultrasound Multi-frame Image Storage (Retired)	1.2.840.10008.5.1.4.1.1.3	See Table 2	SCU	None
VL Endoscopic Image Storage	1.2.840.10008.5.1.4.1.1.77.1.1	See Table 2	SCU	None
VL Microscopic Image Storage	1.2.840.10008.5.1.4.1.1.77.1.2	See Table 2	SCU	None
VL Slide-Coordinates Microscopic Image Storage	1.2.840.10008.5.1.4.1.1.77.1.3	See Table 2	SCU	None
VL Photographic Image Storage	1.2.840.10008.5.1.4.1.1.77.1.4	See Table 2	SCU	None
X-Ray Angiographic Bi-Plane Image Storage (Retired)	1.2.840.10008.5.1.4.1.1.12.3	See Table 2	SCU	None
X-Ray Angiographic Image Storage	1.2.840.10008.5.1.4.1.1.12.1	See Table 2	SCU	None
X-Ray Radiofluoroscopic Image Storage	1.2.840.10008.5.1.4.1.1.12.2	See Table 2	SCU	None

Table 2: Transfer Syntax for Send to a Remote System

Name	UID
Little Endian Explicit VR	1.2.840.10008.1.2.1
Little Endian Implicit VR	1.2.840.10008.1.2
Big Endian Explicit VR	1.2.840.10008.1.2.2
Deflated Little Endian Explicit VR	1.2.840.10008.1.2.1.99
Lossless JPEG Image Compression (baseline)	1.2.840.10008.1.2.4.70
Lossy JPEG Image Compression (8-bit, coding Process 1)	1.2.840.10008.1.2.4.50
Lossy JPEG Image Compression (12-bit, coding Process 4)	1.2.840.10008.1.2.4.51
JPEG Lossless, Nonhierarchical (Processes 14)	1.2.840.10008.1.2.4.57

Table 2: Transfer Syntax for Send to a Remote System (Continued)

Name	UID
JPEG 2000 Image Compression (Lossless Only)	1.2.840.10008.1.2.4.90
JPEG 2000 Image Compression	1.2.840.10008.1.2.4.91
Lossless RLE Image Compression	1.2.840.10008.1.2.5

Algorithm for Computing the Proposed Presentation Contexts for Outgoing Storage Associations

At the time of the association establishment, the set of DICOM objects to be sent out has been determined. Since both the transfer syntax in which each DICOM object has been stored and the SOP Class UID of each DICOM object are stored in the archives database, both of these tags are already known. The intention of the algorithm is to send out each object in the transfer syntax it has been initially stored in or a similar one. So, we understand that if the object has been initially received in a supported encapsulated transfer syntax, the algorithm would make sure that for the specific abstract syntax, a presentation context with that particular transfer syntax has been proposed. The encapsulated transfer syntax is preserved for efficiency, in order to save the processing time of the compression conversion. In the case of objects stored in a native transfer syntax, preserving the transfer syntax is not important, and any native transfer syntax should be acceptable.

The archive will perform an analysis of the different encapsulated transfer syntaxes for each abstract syntax, and it will propose one presentation context for each encapsulated transfer syntax class recorded, plus a context with the list of all the other supported transfer syntaxes. This at least creates the possibility for each desired presentation context to be accepted. As an example, let us assume that the retrieve set of a C-Move request contains Ultrasound Multi-Frame objects stored in both the Lossless JPEG transfer syntax and the Lossy JPEG transfer syntax coding Process 1. Three presentation contexts will be proposed for the Ultrasound Multi-Frame abstract syntax: one with the Lossless JPEG transfer syntax, one with the Lossy JPEG transfer syntax coding Process 1, and one containing a list of all the other supported native transfer syntaxes.

Once the association negotiation is complete, some presentation contexts will be accepted and some will not. For datasets that had DICOM objects stored in different transfer syntaxes for the same abstract class, a heuristic will need to be applied in order to select the appropriate presentation context. The configurable TransferSyntaxPriorityList property controls the choosing of the appropriate presentation context. For each transfer syntax UID, a list of transfer syntax lists will be provided. The User Service will be created on the first available (accepted) presentation context obtained from parsing the priority list (i.e. the list of transfer syntaxes is parsed and the first presentation context that matches in the accepted transfer syntax is used). The first entry in the list should be the same as the transfer syntax used as key, at least in the case of encapsulated transfer syntaxes.

Algorithm for Computing the Proposed Presentation Contexts for Outgoing Router Plug-in Storage Associations

At the time of pooled association establishment, the Router has no knowledge of all the objects to be stored on the association. Therefore, the Router must propose presentation contexts for all storage SOP classes supported by the Archive with a list of native transfer syntaxes in the order specified by the Archive DICOM Component. The Router will always propose the default storage transfer syntax configured for the Archive even if it is encapsulated transfer syntax.

When the Router encounters an object stored in encapsulated transfer syntax, the Router will designate the object's SOP class as special. The Router will then, in addition to the above, propose presentation contexts for each special designated SOP class, and each encapsulated transfer syntax supported by the Archive.

Completing Storage Commitment Request from a Remote System

Associated Real-World Activity

The associated real-world activity is the response to a Storage Commitment request from a remote application entity.

Proposed Presentation Contexts

The following presentation contexts will be proposed for each association:

Table 3: Presentation Context Table

Abstract Syntax		Transfer Syntax		Role	Extended Negotiation
Name	UID	Name	UID		
Storage Commitment Push Model	1.2.840.10008.1.20.1	Little Endian Explicit VR	1.2.840.10008.1.2.1	SCP	None
		Little Endian Implicit VR	1.2.840.10008.1.2		
		Big Endian Explicit VR	1.2.840.10008.1.2.2		
		Deflated Little Endian Explicit VR	1.2.840.10008.1.2.1.99		

Forwarding MPPS Messages

Associated Real-World Activity

The Router Plug-in schedules and forwards messages to the DSS/Order Filler or any other MPPS SCP. The Router Plug-in provides reliable delivery of PPS messages in the event the DSS/Order Filler or any MPPS SCP is unable to accept a message.

Proposed Presentation Contexts

The Router Plug-in will propose the following Transfer Syntaxes for each presentation context in an association it initiates:

Table 4: Presentation Context Table

Abstract Syntax		Transfer Syntax		Role	Extended Negotiation
Name	UID	Name	UID		
Modality Performed Procedure Step	1.2.840.10008.3.1.2.3.3	Little Endian Explicit VR	1.2.840.10008.1.2.1	SCU	None
		Little Endian Implicit VR	1.2.840.10008.1.2		
		Big Endian Explicit VR	1.2.840.10008.1.2.2		
		Deflated Little Endian Explicit VR	1.2.840.10008.1.2.1.99		

Retrieve a Modality Worklist from a Remote System

Associated Real-World Activity

The Modality Worklist Reconciliation component of the Enterprise Archive, if installed and configured, will cause an association to be established to a Modality Worklist SCP each time a new study is stored to the Archive. The Modality Worklist Reconciliation component will query the Modality Worklist SCP for demographic and other data relating to that study.

Proposed Presentation Contexts

The following presentation contexts will be proposed for each association:

Table 5: Presentation Context Table

Abstract Syntax		Transfer Syntax		Role	Extended Negotiation
Name	UID	Name	UID		
Modality Worklist Information Model - FIND	1.2.840.10008.5.1.4.31	Little Endian Explicit VR	1.2.840.10008.1.2.1	SCU	None

Send Basic Study Content Notification to a Remote System

Associated Real-World Activity

The BSCN component of the Enterprise Archive, if installed and configured, will cause a BSCN dataset to be stored to a configurable number of destination Application Entities. When the Archive receives an object a timing interval, set to a configurable value, is associated with the study to which that object belongs. If that study is already associated with a timing interval, that timing interval is reset. When a timing interval expires, a BSCN object is generated for the associated study and stored to each of the configured destination Application Entities.

In addition to its default behavior, the BSCN component is also configurable to immediately generate and send a BSCN object whenever the first image of a new study arrives at the Archive.

Proposed Presentation Contexts

The following presentation contexts will be proposed for each association:

Table 6: Presentation Context Table

Abstract Syntax		Transfer Syntax		Role	Extended Negotiation
Name	UID	Name	UID		
Basic Study Content Notification	1.2.840.10008.1.9	Little Endian Explicit VR	1.2.840.10008.1.2.1	SCU	None

Association Acceptance Policy

When the Enterprise Archive Manager accepts an association, it will allow the storage of objects, the retrieval of objects previously stored, the query for information about stored objects, the verification of the archive, and the storage commitment of stored object.

The Enterprise Archive Manager is configurable to allow security restrictions ranging from no restrictions (promiscuous) to limiting a particular remote application entity to specified SOP classes and specified SCU/SCP roles. If security is turned on, association attempts by unknown entities will be rejected outright and proposed presentation contexts from known remote application entities may be rejected based on their allowed security permissions.

Respond to a Verification Request from a Remote System

Associated Real-World Activity

When the Enterprise Archive Manager receives a verification request (C-ECHO) it will respond with a status of success if possible.

Presentation Context Table

The Enterprise Archive Manager will accept the following Transfer Syntaxes for each presentation context in an association it receives:

Table 7: Presentation Context Table

Abstract Syntax		Transfer Syntax		Role	Extended Negotiation
Name	UID	Name	UID		
Verification	1.2.840.10008.1.1	Little Endian Explicit VR	1.2.840.10008.1.2.1	SCP	None
		Little Endian Implicit VR	1.2.840.10008.1.2		
		Big Endian Explicit VR	1.2.840.10008.1.2.2		
		Deflated Little Endian Explicit VR	1.2.840.10008.1.2.1.99		

SOP Specific Conformance for Verification SOP Class

The Enterprise Archive Manager conforms to the SOP of the Verification Service Class fully.

Extended negotiation is not supported for the Verification Service Class.

If the Enterprise Archive Manager returns anything other than success then the C-ECHO operation failed.

Presentation Context Acceptance Criterion

There is no prioritization used for the acceptance of presentation contexts. Any combination of supported transfer syntax and abstract syntax is accepted, in case the product is configured for them.

Transfer Syntax Selection Policies

The Enterprise DICOM Archive Manager selects transfer syntaxes in Acceptor first mode: the first transfer syntax in the archive's list of allowable transfer syntaxes that also exists in the proposed transfer syntax list will be selected.

Receive Objects from a Remote System

Associated Real-World Activity

When the Enterprise DICOM Archive Manager receives a storage request (C-STORE) for an object, that object is stored to media on the underlying platform in DICOM Part 10 format and registers the object in the underlying database. If it is unable to store the object a failure response will be returned and the object will be stored in an exceptions area on the underlying platform if possible.

The data set of the C-STORE command is stored with no loss of information.

Presentation Context Table

The Enterprise Archive Manager will accept the following Transfer Syntaxes for each presentation context in an association it receives:

Table 8: Presentation Context Table

Abstract Syntax		Transfer Syntax	Role	Extended Negotiation
Name	UID			
12-lead ECG Waveform Storage	1.2.840.10008.5.1.4.1.1.9.1.1	See Table 9	SCP	None
Ambulatory ECG Waveform Storage	1.2.840.10008.5.1.4.1.1.9.1.3	See Table 9	SCP	None
Basic Study Content Notification	1.2.840.10008.1.9	See Table 9	SCP	None
Basic Text SR Storage	1.2.840.10008.5.1.4.1.1.88.11	See Table 9	SCP	None
Basic Voice Audio Waveform Storage	1.2.840.10008.5.1.4.1.1.9.4.1	See Table 9	SCP	None
Breast Tomosynthesis Image Storage	1.2.840.10008.5.1.4.1.1.13.1.3	See Table 9	SCP	None
Cardiac Electrophysiology Waveform Storage	1.2.840.10008.5.1.4.1.1.9.3.1	See Table 9	SCP	None
Comprehensive SR Storage	1.2.840.10008.5.1.4.1.1.88.33	See Table 9	SCP	None

Table 8: Presentation Context Table (Continued)

Abstract Syntax		Transfer Syntax	Role	Extended Negotiation
Name	UID			
Computed Radiography Image Storage	1.2.840.10008.5.1.4.1.1.1	See Table 9	SCP	None
CT Image Storage	1.2.840.10008.5.1.4.1.1.2	See Table 9	SCP	None
Enhanced CT Image Storage	1.2.840.10008.5.1.4.1.1.2.1	See Table 9	SCP	None
Digital X-Ray Image Storage (Presentation)	1.2.840.10008.5.1.4.1.1.1.1	See Table 9	SCP	None
Digital X-Ray Image Storage (Processing)	1.2.840.10008.5.1.4.1.1.1.1.1	See Table 9	SCP	None
Digital Mammography Image Storage (Presentation)	1.2.840.10008.5.1.4.1.1.1.2	See Table 9	SCP	None
Digital Mammography Image Storage (Processing)	1.2.840.10008.5.1.4.1.1.1.2.1	See Table 9	SCP	None
Digital Intra-oral X-Ray Image Storage (Presentation)	1.2.840.10008.5.1.4.1.1.1.3	See Table 9	SCP	None
Digital Intra-oral X-Ray Image Storage (Processing)	1.2.840.10008.5.1.4.1.1.1.3.1	See Table 9	SCP	None
Encapsulated PDF Storage SOP Class	1.2.840.10008.5.1.4.1.1.104.1	See Table 9	SCP	None
Enhanced SR Storage	1.2.840.10008.5.1.4.1.1.88.22	See Table 9	SCP	None
General ECG Waveform Storage	1.2.840.10008.5.1.4.1.1.9.1.2	See Table 9	SCP	None
Grayscale Softcopy Presentation State Storage	1.2.840.10008.5.1.4.1.1.11.1	See Table 9	SCP	None
Hardcopy Color Image Storage	1.2.840.10008.5.1.1.30	See Table 9	SCP	None
Hardcopy Grayscale Image Storage	1.2.840.10008.5.1.1.29	See Table 9	SCP	None
Hemodynamic Waveform Storage	1.2.840.10008.5.1.4.1.1.9.2.1	See Table 9	SCP	None
Key Object Selection Document	1.2.840.10008.5.1.4.1.1.88.59	See Table 9	SCP	None
Mammography CAD SR	1.2.840.10008.5.1.4.1.1.88.50	See Table 9	SCP	None
Multi-frame Single Bit Secondary Capture Image Storage	1.2.840.10008.5.1.4.1.1.7.1	See Table 9	SCP	None
Multi-frame Grayscale Byte Secondary Capture Image Storage	1.2.840.10008.5.1.4.1.1.7.2	See Table 9	SCP	None

Table 8: Presentation Context Table (Continued)

Abstract Syntax		Transfer Syntax	Role	Extended Negotiation
Name	UID			
Multi-frame Grayscale Word Secondary Capture Image Storage	1.2.840.10008.5.1.4.1.1.7.3	See Table 9	SCP	None
Multi-frame True Color Secondary Capture Image Storage	1.2.840.10008.5.1.4.1.1.7.4	See Table 9	SCP	None
MR Image Storage	1.2.840.10008.5.1.4.1.1.4	See Table 9	SCP	None
Enhanced MR Image Storage	1.2.840.10008.5.1.4.1.1.4.1	See Table 9	SCP	None
Nuclear Medicine Image Storage	1.2.840.10008.5.1.4.1.1.20	See Table 9	SCP	None
Nuclear Medicine Image Storage (Retired)	1.2.840.10008.5.1.4.1.1.5	See Table 9	SCP	None
Ophthalmic Photography 8 Bit Image Storage	1.2.840.10008.5.1.4.1.1.77.1.5.1	See Table 9	SCP	None
Ophthalmic Photography 16 Bit Image Storage	1.2.840.10008.5.1.4.1.1.77.1.5.2	See Table 9	SCP	None
Ophthalmic Tomography Image Storage	1.2.840.10008.5.1.4.1.1.77.1.5.4	See Table 9	SCP	None
Positron Emission Tomography Image Storage	1.2.840.10008.5.1.4.1.1.128	See Table 9	SCP	None
RT Beams Treatment Record Storage	1.2.840.10008.5.1.4.1.1.481.4	See Table 9	SCP	None
RT Brachy Treatment Record Storage	1.2.840.10008.5.1.4.1.1.481.6	See Table 9	SCP	None
RT Dose Storage	1.2.840.10008.5.1.4.1.1.481.2	See Table 9	SCP	None
RT Image Storage	1.2.840.10008.5.1.4.1.1.481.1	See Table 9	SCP	None
RT Plan Storage	1.2.840.10008.5.1.4.1.1.481.5	See Table 9	SCP	None
RT Structure Set Storage	1.2.840.10008.5.1.4.1.1.481.3	See Table 9	SCP	None
RT Treatment Summary Record Storage	1.2.840.10008.5.1.4.1.1.481.7	See Table 9	SCP	None
Secondary Capture Image Storage	1.2.840.10008.5.1.4.1.1.7	See Table 9	SCP	None
Stand-alone Curve Storage	1.2.840.10008.5.1.4.1.1.9	See Table 9	SCP	None
Stand-alone Modality LUT Storage	1.2.840.10008.5.1.4.1.1.10	See Table 9	SCP	None

Table 8: Presentation Context Table (Continued)

Abstract Syntax		Transfer Syntax	Role	Extended Negotiation
Name	UID			
Stand-alone Overlay Storage	1.2.840.10008.5.1.4.1.1.8	See Table 9	SCP	None
Stand-alone VOI LUT Storage	1.2.840.10008.5.1.4.1.1.11	See Table 9	SCP	None
Standalone PET Curve Storage	1.2.840.10008.5.1.4.1.1.129	See Table 9	SCP	None
Stored Print Storage	1.2.840.10008.5.1.1.27	See Table 9	SCP	None
Ultrasound Image Storage	1.2.840.10008.5.1.4.1.1.6.1	See Table 9	SCP	None
Ultrasound Image Storage (Retired)	1.2.840.10008.5.1.4.1.1.6	See Table 9	SCP	None
Ultrasound Multi-frame Image Storage	1.2.840.10008.5.1.4.1.1.3.1	See Table 9	SCP	None
Ultrasound Multi-frame Image Storage (Retired)	1.2.840.10008.5.1.4.1.1.3	See Table 9	SCP	None
VL Endoscopic Image Storage	1.2.840.10008.5.1.4.1.1.77.1.1	See Table 9	SCP	None
VL Microscopic Image Storage	1.2.840.10008.5.1.4.1.1.77.1.2	See Table 9	SCP	None
VL Slide-Coordinates Microscopic Image Storage	1.2.840.10008.5.1.4.1.1.77.1.3	See Table 9	SCP	None
VL Photographic Image Storage	1.2.840.10008.5.1.4.1.1.77.1.4	See Table 9	SCP	None
X-Ray Angiographic Bi-Plane Image Storage (Retired)	1.2.840.10008.5.1.4.1.1.12.3	See Table 9	SCP	None
X-Ray Angiographic Image Storage	1.2.840.10008.5.1.4.1.1.12.1	See Table 9	SCP	None
X-Ray Radiofluoroscopic Image Storage	1.2.840.10008.5.1.4.1.1.12.2	See Table 9	SCP	None

Table 9: Transfer Syntax for Receive from a Remote System

Name	UID
Little Endian Explicit VR	1.2.840.10008.1.2.1
Little Endian Implicit VR	1.2.840.10008.1.2
Big Endian Explicit VR	1.2.840.10008.1.2.2
Deflated Little Endian Explicit VR	1.2.840.10008.1.2.1.99
Lossless JPEG Image Compression (baseline)	1.2.840.10008.1.2.4.70
Lossy JPEG Image Compression (8-bit, coding Process 1)	1.2.840.10008.1.2.4.50

Table 9: Transfer Syntax for Receive from a Remote System (Continued)

Name	UID
Lossy JPEG Image Compression (12-bit, coding Process 4)	1.2.840.10008.1.2.4.51
JPEG Lossless, Nonhierarchical (Processes 14)	1.2.840.10008.1.2.4.57
JPEG 2000 Image Compression (Lossless Only)	1.2.840.10008.1.2.4.90
JPEG 2000 Image Compression	1.2.840.10008.1.2.4.91
Lossless RLE Image Compression	1.2.840.10008.1.2.5

SOP Specific Conformance for all Storage SOP Classes

The Enterprise Archive Manager DICOM component conforms to the SOPs of the Storage Service Class at Level 2 (full). No elements are discarded or coerced, unless explicitly configured to do so. Discarding offending DICOM elements (invalid tags) or coercing some data elements to address customer needs is possible; however, it can be done only with Merge Healthcare's direct involvement, and it implies custom implementations of coercion strategies.

In the event of a successful C-STORE operation, the object is fully stored to the underlying platform's media in Part 10 format and is accessible either as a file or through the archive. If the DICOM object has been received in the archive using a supported native transfer syntax, the transfer syntax used for the Part 10 format will always be JPEG 2000 Image Compression(Lossless Only). However, If the DICOM object has been received using an encapsulated transfer syntax, Lossless JPEG or Lossy JPEG Image Compression coding Process 1 or coding Process 4, then the Part 10 object will be stored using the same transfer syntax.

The archive performs minimal object validation to ensure database integrity. Additional validation may be configured to prevent the object from being stored in the archive.

Extended negotiation is not supported for Storage Service Classes.

If the Enterprise Archive Manager returns one of the following status codes, then the C-STORE operation was unsuccessful. If possible the offending object will be stored in the exceptions area on the underlying platform. All status codes are in hexadecimal.

0110 (Processing Failure) - Indicates that an unknown error occurred during the storage of the received object.

A900 (SOP Class UID Mismatch) - Indicates that the SOP Class UID of the object received did not match the presentation context over which the object arrived. The Error Comment field of the status will be populated with a description of the error encountered.

C000 (Data Set Read Error) - Indicates that the archive encountered an error while reading the object's data set. This may be returned if the data set is corrupted. The Error Comment field of the status will be populated with a description of the error encountered.

C001 (SOP Instance UID Mismatch) - Indicates that the SOP Instance UID of the object received did not match the SOP Instance UID sent in the C-STORE command. The Error Comment field of the status will be populated with a description of the error encountered.

C002 (Cannot Understand) - Indicates that an unknown error was thrown from within the archive. The Error Comment field of the status will be populated with a description of the error encountered.

If the Enterprise Archive Manager returns the following status code it indicates that the C-STORE operation was a success but there were warnings. All status codes are in hexadecimal.

B007 (Data Set Does Not Match SOP Class) - Indicates that the object received did not fully match the SOP Class of the object, but the mismatch was not significant enough to warrant an exception.

Implementation specifics for Person Names

The values of data elements with a VR of PN (Person Name) will be stored in a canonical format. Only the StandardName will be stored, and all Name Components will be stored regardless of their value, separated by the caret character (^). This normalizes the names, always appending the trailing caret characters. As an example, the following names are equivalent: LN^FN, LN^FN^, LN^FN^^, LN^FN^^^ and will all be stored in the database layer as LN^FN^^^. The stored person name will also be uppercased.

Presentation Context Acceptance Criterion

There is no prioritization used for the acceptance of presentation contexts. Any combination of supported transfer syntax and abstract syntax is accepted, in case the product is configured for them.

Transfer Syntax Selection Policies

The Enterprise Archive Manager DICOM component selects transfer syntaxes in Acceptor first mode: the first transfer syntax in the archive's list of allowable transfer syntaxes that also exists in the proposed transfer syntax list will be selected.

Response to a Query Request from a Remote System

Associated Real-World Activity

When the Enterprise Archive Manager receives a query request (C-FIND) it will resolve the request against the underlying database and return all found information to the query initiator. The archive supports query transactions for all stored DICOM composite objects.

Presentation Context Table

The Enterprise DICOM Archive Manager will accept the following Transfer Syntaxes for each presentation context in an association it receives:

Table 10: Presentation Context Table

Abstract Syntax		Transfer Syntax		Role	Extended Negotiation
Name	UID	Name	UID		
Patient Root Query/Retrieve Information Model - FIND	1.2.840.10008.5.1.4.1.2.1.1	Little Endian Explicit VR	1.2.840.10008.1.2.1	SCP	Relational
		Little Endian Implicit VR	1.2.840.10008.1.2		
		Big Endian Explicit VR	1.2.840.10008.1.2.2		
		Deflated Little Endian Explicit VR	1.2.840.10008.1.2.1.99		
Study Root Query/Retrieve Information Model - FIND	1.2.840.10008.5.1.4.1.2.2.1	Little Endian Explicit VR	1.2.840.10008.1.2.1	SCP	Relational
		Little Endian Implicit VR	1.2.840.10008.1.2		
		Big Endian Explicit VR	1.2.840.10008.1.2.2		
		Deflated Little Endian Explicit VR	1.2.840.10008.1.2.1.99		

Table 10: Presentation Context Table

Abstract Syntax		Transfer Syntax		Role	Extended Negotiation
Name	UID	Name	UID		
Patient/Study Only Query/ Retrieve Information Model - FIND	1.2.840.10008.5.1.4.1.2.3.1	Little Endian Explicit VR	1.2.840.10008.1.2.1	SCP	Relational
		Little Endian Implicit VR	1.2.840.10008.1.2		
		Big Endian Explicit VR	1.2.840.10008.1.2.2		
		Deflated Little Endian Explicit VR	1.2.840.10008.1.2.1.99		

SOP Specific Conformance for all Find SOP Classes

The Enterprise Archive Manager conforms to the SOPs of the Query/Retrieve Service Class at both the hierarchical and relational level.

Table 11: SOP Extended Negotiation

Item bytes	Field Name	Description of Field
1	Relational-queries/retrieval	This byte field defines relational-query/retrieval support for the Association-acceptor. It shall be encoded as an unsigned binary integer and shall use one of the following values 0 - relational-queries/retrieval not supported 1 - relational-queries/retrieval supported

Query Modes

The Enterprise Archive Manager supports both the Hierarchical and Relational search modes.

Information Models

The Enterprise Archive Manager supports the Patient Root, Study Root, and Patient-Study Only information models.

Table 12: Patient Root Image C-FIND Supported Attributes

Attribute Name	Tag	Query Keys Matching SCP	Query Keys Return SCP
Patient Level			
Patient Name	(0010, 0010)	Supported	Supported
Patient ID	(0010, 0020)	Supported (U)	Supported
Referenced Patient Sequence	(0008, 1120)	Supported	Supported
Referenced SOP Class UID	(0008, 1150)	Supported	Supported
Referenced SOP Instance UID	(0008, 1155)	Supported	Supported
Patient's Birth Date	(0010, 0030)	Supported	Supported
Patient's Birth Time	(0010, 0032)	Supported	Supported

Table 12: Patient Root Image C-FIND Supported Attributes (Continued)

Attribute Name	Tag	Query Keys Matching SCP	Query Keys Return SCP
Patient's Sex	(0010, 0040)	Supported	Supported
Other Patient IDs	(0010, 1000)	Supported	Supported
Other Patient Names	(0010, 1001)	Supported	Supported
Ethnic Group	(0010, 2160)	Supported	Supported
Patient Comments	(0010, 4000)	Supported	Supported
Number of Patient Related Studies	(0020, 1200)	Supported	Supported
Number of Patient Related Series	(0020, 1202)	Supported	Supported
Number of Patient Related Instances	(0020, 1204)	Supported	Supported
Study Level			
Study Date	(0008, 0020)	Supported	Supported
Study Time	(0008, 0030)	Supported	Supported
Accession Number	(0008, 0050)	Supported	Supported
Study ID	(0020, 0010)	Supported	Supported
Study Instance UID	(0020, 000D)	Supported (U)	Supported
Modalities in Study	(0008, 0061)	Supported	Supported
Referring Physician's Name	(0008, 0090)	Supported	Supported
Study Description	(0008, 1030)	Supported	Supported
Procedure Code Sequence	(0008, 1032)	Supported	Supported
Code Value	(0008, 0100)	Supported	Supported
Coding Scheme Designator	(0008, 0102)	Supported	Supported
Coding Scheme Version	(0008, 0103)	Supported	Supported
Code Meaning	(0008, 0104)	Supported	Supported
Name of Physician(s) Reading Study	(0008, 1060)	Supported	Supported
Admitting Diagnoses Description	(0008, 1080)	Supported	Supported
Referred Study Sequence	(0008, 1110)	Supported	Supported
Referenced SOP Class UID	(0008, 1150)	Supported	Supported
Referenced SOP Instance UID	(0008, 1155)	Supported	Supported
Patient's Age	(0010, 1010)	Supported	Supported

Table 12: Patient Root Image C-FIND Supported Attributes (Continued)

Attribute Name	Tag	Query Keys Matching SCP	Query Keys Return SCP
Patient's Size	(0010, 1020)	Supported	Supported
Patient's Weight	(0010, 1030)	Supported	Supported
Occupation	(0010, 2180)	Supported	Supported
Additional Patient History	(0010, 21B0)	Supported	Supported
Other Study Numbers	(0020, 1070)	Supported	Supported
Number of Study Related Series	(0020, 1206)	Supported	Supported
Number of Study Related Instances	(0020, 1208)	Supported	Supported
Interpretation Author	(4008, 010C)	Supported	Supported
Series Level			
Modality	(0008, 0060)	Supported	Supported
Series Number	(0020, 0011)	Supported	Supported
Series Instance UID	(0020, 000E)	Supported (U)	Supported
Number of Series Related Instances	(0020, 1209)	Supported	Supported
Performed Procedure Step ID	(0040, 0253)	Supported	Supported
Reference Study Component Sequence	(0008, 1111)	Supported	Supported
Referenced SOP Class UID	(0008, 1150)	Supported	Supported
Referenced SOP Instance UID	(0008, 1155)	Supported	Supported
Request Attribute Sequence	(0040, 0275)	Supported	Supported
Requested Procedure ID	(0040, 1001)	Supported	Supported
Scheduled Procedure Step ID	(0040, 0009)	Supported	Supported
Performed Procedure Step Start Date	(0040, 0244)	Supported	Supported
Performed Procedure Step Start Time	(0040, 0245)	Supported	Supported
Body Part Examined	(0018, 0015)	Supported	Supported
Station Name	(0008, 1010)	Supported	Supported
Institution Name	(0008, 0080)	Supported	Supported
Performing Physician's Name	(0008, 1050)	Supported	Supported
Manufacturer	(0008, 0070)	Supported	Supported
Manufacturer's Model Name	(0008, 1090)	Supported	Supported

Table 12: Patient Root Image C-FIND Supported Attributes (Continued)

Attribute Name	Tag	Query Keys Matching SCP	Query Keys Return SCP
Series Description	(0008, 103E)	Supported	Supported
Series Date	(0008, 0021)	Supported	Supported
Series Time	(0008, 0031)	Supported	Supported
Protocol Name	(0018, 1030)	Supported	Supported
Composite Object Instance Level			
Instance Number	(0020, 0013)	Supported	Supported
Overlay Number	(0020, 0022)	Supported	Supported
Curve Number	(0020, 0024)	Supported	Supported
LUT Number	(0020, 0026)	Supported	Supported
SOP Instance UID	(0008, 0018)	Supported (U)	Supported
SOP Class UID	(0008, 0016)	Supported	Supported
Image Specific Level			
Rows	(0020, 0010)	Supported	Supported
Columns	(0020, 0011)	Supported	Supported
Bits Allocated	(0028, 0100)	Supported	Supported
Number of Frames	(0028, 0008)	Supported	Supported

Table 13: Study Root Image C-FIND Supported Attributes

Attribute Name	Tag	Query Keys Matching SCP	Query Keys Return SCP
Study Level			
Study Date	(0008, 0020)	Supported	Supported
Study Time	(0008, 0030)	Supported	Supported
Accession Number	(0008, 0050)	Supported	Supported
Patient Name	(0010, 0010)	Supported	Supported
Patient ID	(0010, 0020)	Supported (U)	Supported
Study ID	(0020, 0010)	Supported	Supported
Study Instance UID	(0020, 000D)	Supported (U)	Supported
Modalities in Study	(0008, 0061)	Supported	Supported
Referring Physician's Name	(0008, 0090)	Supported	Supported

Table 13: Study Root Image C-FIND Supported Attributes (Continued)

Attribute Name	Tag	Query Keys Matching SCP	Query Keys Return SCP
Study Description	(0008, 1030)	Supported	Supported
Procedure Code Sequence	(0008, 1032)	Supported	Supported
Code Value	(0008, 0100)	Supported	Supported
Coding Scheme Designator	(0008, 0102)	Supported	Supported
Coding Scheme Version	(0008, 0103)	Supported	Supported
Code Meaning	(0008, 0104)	Supported	Supported
Name of Physician(s) Reading Study	(0008, 1060)	Supported	Supported
Admitting Diagnoses Description	(0008, 1080)	Supported	Supported
Referred Study Sequence	(0008, 1110)	Supported	Supported
Referenced SOP Class UID	(0008, 1150)	Supported	Supported
Referenced SOP Instance UID	(0008, 1155)	Supported	Supported
Referenced Patient Sequence	(0008, 1120)	Supported	Supported
Referenced SOP Class UID	(0008, 1150)	Supported	Supported
Referenced SOP Instance UID	(0008, 1155)	Supported	Supported
Referenced SOP Instance UID	(0008, 1155)	Supported	Supported
Patient's Birth Date	(0010, 0030)	Supported	Supported
Patient's Birth Time	(0010, 0032)	Supported	Supported
Patient's Sex	(0010, 0040)	Supported	Supported
Other Patient IDs	(0010, 1000)	Supported	Supported
Other Patient Names	(0010, 1001)	Supported	Supported
Patient's Age	(0010, 1010)	Supported	Supported
Patient's Size	(0010, 1020)	Supported	Supported
Patient's Weight	(0010, 1030)	Supported	Supported
Ethnic Group	(0010, 2160)	Supported	Supported
Occupation	(0010, 2180)	Supported	Supported
Additional Patient History	(0010, 21B0)	Supported	Supported
Patient Comments	(0010, 4000)	Supported	Supported
Other Study Numbers	(0020, 1070)	Supported	Supported

Table 13: Study Root Image C-FIND Supported Attributes (Continued)

Attribute Name	Tag	Query Keys Matching SCP	Query Keys Return SCP
Number of Patient Related Studies	(0020, 1200)	Supported	Supported
Number of Patient Related Series	(0020, 1202)	Supported	Supported
Number of Patient Related Instances	(0020, 1204)	Supported	Supported
Number of Study Related Series	(0020, 1206)	Supported	Supported
Number of Study Related Instances	(0020, 1208)	Supported	Supported
Interpretation Author	(4008, 010C)	Supported	Supported
Series Level			
Modality	(0008, 0060)	Supported	Supported
Series Number	(0020, 0011)	Supported	Supported
Series Instance UID	(0020, 000E)	Supported (U)	Supported
Number of Series Related Instances	(0020, 1209)	Supported	Supported
Performed Procedure Step ID	(0040, 0253)	Supported	Supported
Reference Study Component Sequence	(0008, 1111)	Supported	Supported
Referenced SOP Class UID	(0008, 1150)	Supported	Supported
Referenced SOP Instance UID	(0008, 1155)	Supported	Supported
Request Attribute Sequence	(0040, 0275)	Supported	Supported
Requested Procedure ID	(0040, 1001)	Supported	Supported
Scheduled Procedure Step ID	(0040, 0009)	Supported	Supported
Performed Procedure Step Start Date	(0040, 0244)	Supported	Supported
Performed Procedure Step Start Time	(0040, 0245)	Supported	Supported
Body Part Examined	(0018, 0015)	Supported	Supported
Station Name	(0008, 1010)	Supported	Supported
Institution Name	(0008, 0080)	Supported	Supported
Performing Physician's Name	(0008, 1050)	Supported	Supported
Manufacturer	(0008, 0070)	Supported	Supported
Manufacturer's Model Name	(0008, 1090)	Supported	Supported
Series Description	(0008, 103E)	Supported	Supported
Series Date	(0008, 0021)	Supported	Supported

Table 13: Study Root Image C-FIND Supported Attributes (Continued)

Attribute Name	Tag	Query Keys Matching SCP	Query Keys Return SCP
Series Time	(0008, 0031)	Supported	Supported
Protocol Name	(0018, 1030)	Supported	Supported
Composite Object Instance Level			
Instance Number	(0020, 0013)	Supported	Supported
Overlay Number	(0020, 0022)	Supported	Supported
Curve Number	(0020, 0024)	Supported	Supported
LUT Number	(0020, 0026)	Supported	Supported
SOP Instance UID	(0008, 0018)	Supported (U)	Supported
SOP Class UID	(0008, 0016)	Supported	Supported
Image Specific Level			
Rows	(0020, 0010)	Supported	Supported
Columns	(0020, 0011)	Supported	Supported
Bits Allocated	(0028, 0100)	Supported	Supported
Number of Frames	(0028, 0008)	Supported	Supported

Patient/Study Only Image C-FIND Supported Attributes

Attributes for the Patient and Study Levels of the Patient/Study Only Query/Retrieve Information Model are the same as the corresponding attributes for the Patient and Study Levels of the Patient Root Query/Retrieve Information Model. For information about these attributes, see [Table 12](#).

Table 14: Grayscale Soft Copy Presentation State C-FIND Supported Attributes

Attribute Name	Tag	Query Keys Matching SCP	Query Keys Return SCP
GSPS Instance Specific Level			
Presentation Label	(0070, 0080)	Supported	Supported
Presentation Description	(0070, 0081)	Supported	Supported
Presentation Creation Date	(0070, 0082)	Supported	Supported
Presentation Creation Time	(0070, 0083)	Supported	Supported
Presentation Creator's Name	(0070, 0084)	Supported	Supported
Referenced Series Sequence	(0008, 1115)	Supported	Supported
>Series Instance UID	(0020, 000E)	Supported	Supported
>Referenced Image Sequence	(0008, 1140)	Supported	Supported

Table 14: Grayscale Soft Copy Presentation State C-FIND Supported Attributes

Attribute Name	Tag	Query Keys Matching SCP	Query Keys Return SCP
>>Referenced SOP Class UID	(0008, 1150)	Supported	Supported
>>Referenced SOP Instance UID	(0008, 1155)	Supported	Supported

Table 15: Basic Text SR and Enhanced SR C-FIND Supported Attributes

Attribute Name	Tag	Query Keys Matching SCP	Query Keys Return SCP
SR Instance Specific Level			
Completion Flag	(0040, A491)	Supported	Supported
Verification Flag	(0040, A493)	Supported	Supported
Content Date	(0008, 0023)	Supported	Supported
Content Time	(0008, 0033)	Supported	Supported
Observation Date Time	(0040, A032)	Supported	Supported
Verifying Observer Sequence	(0040, A073)	Supported	Supported
>Verifying Organization	(0040, A027)	Supported	Supported
>Verification DateTime	(0040, A030)	Supported	Supported
>Verifying Observer Name	(0040, A075)	Supported	Supported
>Verifying Observer Identification Code Sequence	(0040, A088)	Supported	Supported
Referenced Request Sequence	(0040, A370)	Supported	Supported
>Study Instance UID	(0020, 000D)	Supported	Supported
>Accession Number	(0008, 0050)	Supported	Supported
>Requested Procedure ID	(0040, 1000)	Supported	Supported
>Requested Procedure Code Sequence	(0032, 1064)	Supported	Supported
>>Code Value	(0008, 0100)	Supported	Supported
>>Code Scheme Designator	(0008, 0102)	Supported	Supported
>>Code Scheme Version	(0008, 0103)	Supported	Supported
>>Code Meaning	(0008, 0104)	Supported	Supported
Concept Name Code Sequence	(0040, A043)	Supported	Supported
>Code Value	(0008, 0100)	Supported	Supported
>Coding Scheme Designator	(0008, 0102)	Supported	Supported

Table 15: Basic Text SR and Enhanced SR C-FIND Supported Attributes (Continued)

Attribute Name	Tag	Query Keys Matching SCP	Query Keys Return SCP
>Coding Scheme Version	(0008, 0103)	Supported	Supported
>Code Meaning	(0008, 0104)	Supported	Supported

C-FIND Status Codes

If the Enterprise DICOM Archive Manager returns one of the following status codes for C-FIND then the operation was unsuccessful. All status codes are in hexadecimal.

0110(Processing Failure) - Indicates that an unknown error occurred during the query.

C000 (Data Set Read Error) - Indicates that there was an error reading the query parameters data set. This may be returned if the data set is corrupted. The Error Comment field of the status will be populated with a description of the error encountered.

C001 (Unable To Process) - Indicates that the archive was unable to fully process the query. The Error Comment field of the status will be populated with a description of the error encountered.

A900 (Identifier Does Not Match SOP Class) - Indicates that the query parameter data set did not conform to the requirements of the presentation context it was received across.

FE00 (Matching Terminated Due To Cancel Request) - Indicates that the query operation was terminated by the remote application entity prior to completion.

A700 (Out Of Resources) - Indicates that the archive ran out of resources to process the query request.

Query Implementation Specifics

The SCUs are recommended to append wildcard "*" at the end of each component of any structured name to facilitate matching.

Presentation Context Acceptance Criterion

There is no prioritization used for the acceptance of presentation contexts. Any combination of supported transfer syntax and abstract syntax is accepted, in case the product is configured for them.

Transfer Syntax Selection Policies

The Enterprise Archive Manager selects transfer syntaxes in Acceptor first modes: the first transfer syntax in the archive's list of allowable transfer syntaxes that also exists in the proposed transfer syntax list will be selected.

Respond to a Retrieve Request from a Remote System

Associated Real-World Activity

When the Enterprise Archive Manager receives a request for retrieval (C-MOVE or C-GET), the request will be resolved against the underlying database. If any objects are found, it will attempt to establish an association over which to store the found objects (C-MOVE only). If the association is established, it will retrieve the found objects from the underlying platform and store them over the association, returning pending responses to the retrieval request initiator.

Presentation Context Table

The Enterprise Archive Manager will accept the following Transfer Syntaxes for each presentation context in an association it receives:

Table 16: Presentation Context Table

Abstract Syntax		Transfer Syntax		Role	Extended Negotiation
Name	UID	Name	UID		
Patient Root Query/Retrieve Information Model - MOVE	1.2.840.10008.5.1.4.1.2.1.2	Little Endian Explicit VR	1.2.840.10008.1.2.1	SCP	Relational
		Little Endian Implicit VR	1.2.840.10008.1.2		
		Big Endian Explicit VR	1.2.840.10008.1.2.2		
		Deflated Little Endian Explicit VR	1.2.840.10008.1.2.1.99		
Patient Root Query/Retrieve Information Model - GET	1.2.840.10008.5.1.4.1.2.1.3	Little Endian Explicit VR	1.2.840.10008.1.2.1	SCP	Relational
		Little Endian Implicit VR	1.2.840.10008.1.2		
		Big Endian Explicit VR	1.2.840.10008.1.2.2		
		Deflated Little Endian Explicit VR	1.2.840.10008.1.2.1.99		
Study Root Query/Retrieve Information Model - MOVE	1.2.840.10008.5.1.4.1.2.2.2	Little Endian Explicit VR	1.2.840.10008.1.2.1	SCP	Relational
		Little Endian Implicit VR	1.2.840.10008.1.2		
		Big Endian Explicit VR	1.2.840.10008.1.2.2		
		Deflated Little Endian Explicit VR	1.2.840.10008.1.2.1.99		
Study Root Query/Retrieve Information Model - GET	1.2.840.10008.5.1.4.1.2.2.3	Little Endian Explicit VR	1.2.840.10008.1.2.1	SCP	Relational
		Little Endian Implicit VR	1.2.840.10008.1.2		
		Big Endian Explicit VR	1.2.840.10008.1.2.2		
		Deflated Little Endian Explicit VR	1.2.840.10008.1.2.1.99		
Patient/Study Only Query/Retrieve Information Model - MOVE	1.2.840.10008.5.1.4.1.2.3.2	Little Endian Explicit VR	1.2.840.10008.1.2.1	SCP	Relational
		Little Endian Implicit VR	1.2.840.10008.1.2		
		Big Endian Explicit VR	1.2.840.10008.1.2.2		
		Deflated Little Endian Explicit VR	1.2.840.10008.1.2.1.99		
Patient/Study Only Query/Retrieve Information Model - GET	1.2.840.10008.5.1.4.1.2.3.3	Little Endian Explicit VR	1.2.840.10008.1.2.1	SCP	Relational
		Little Endian Implicit VR	1.2.840.10008.1.2		
		Big Endian Explicit VR	1.2.840.10008.1.2.2		
		Deflated Little Endian Explicit VR	1.2.840.10008.1.2.1.99		

SOP Specific Conformance for All Query/Retrieve SOP Classes

C-MOVE or C-GET Status Codes

If the Enterprise Archive Manager returns one of the following status codes for C-MOVE or C-GET then the operation was unsuccessful. All status codes are in hexadecimal.

0110 (Processing Failure) - Indicates that an unknown error occurred during the query.

C000 (Data Set Read Error) - Indicates that there was an error reading the move/get parameters data set. This may be returned if the data set is corrupted. The Error Comment field of the status will be populated with a description of the error encountered.

C001 (Unable To Process) - Indicates that the archive was unable to fully process the move/get. The Error Comment field of the status will be populated with a description of the error encountered.

A900 (Identifier Does Not Match SOP Class) - Indicates that the move/get parameter data set did not conform to the requirements of the presentation context it was received across.

FE00 (Sub-Operations Terminated Due To Cancel Request) - Indicates that the move/get request was terminated by the remote application entity prior to completion.

A701 (Unable To Calculate Number Of Matches) - Indicates that the archive was unable to calculate the number of matching objects for this move/get request. May be due to lack of resources.

A702 (Unable To Perform Sub-Operations) - Indicates that the archive was unable to perform the storage sub-operations. May be due to lack of resources.

A801 (Move Destination Unknown) - Indicates that the archive was unable to connect to the move destination (C-MOVE only).

Presentation Context Acceptance Criterion

There is no prioritization used for the acceptance of presentation contexts. Any combination of supported transfer syntax and abstract syntax is accepted, in case the product is configured for them.

Transfer Syntax Selection Policies

The Enterprise Archive Manager selects transfer syntaxes in Acceptor first mode: the first transfer syntax in the archive's list of allowable transfer syntaxes that also exists in the proposed transfer syntax list will be selected.

Accepting a Storage Commitment Request from a Remote System

Associated Real-World Activity

When the Enterprise Archive Manager receives a storage commitment request (N-ACTION) it will immediately respond with a status of success. It will then attempt to locate all objects in the Archive Manager and Advanced Visualization for which storage commitment was requested. Once it has located the objects, it will establish an association back to the requesting entity and will send a storage commitment response (N-EVENT-REPORT), detailing all objects that were/were not found. Upon completion of the N-EVENT-REPORT, it will close the association.

Proposed Presentation Contexts

The Enterprise DICOM Archive Manager will accept the following Transfer Syntaxes for each presentation context in an association it receives:

Table 17: Presentation Context Table

Abstract Syntax		Transfer Syntax		Role	Extended Negotiation
Name	UID	Name	UID		
Storage Commitment Push Model	1.2.840.10008.1.20.1	Little Endian Explicit VR	1.2.840.10008.1.2.1	SCP	None
		Little Endian Implicit VR	1.2.840.10008.1.2		
		Big Endian Explicit VR	1.2.840.10008.1.2.2		
		Deflated Little Endian Explicit VR	1.2.840.10008.1.2.1.99		

SOP Specific Conformance for Storage Commitment Push SOP Class

The Enterprise Archive Manager conforms to the SOP of the Storage Commitment Push Service Class fully.

Extended negotiation is not supported for the Storage Commitment Push Service Class.

If the Enterprise Archive Manager returns one of the following status codes for N-ACTION, then the request for storage commitment was unsuccessful.

0119 (Class-instance conflict) - Indicates that the SOP Instance UID sent in the N-ACTION-RQ was not the Storage Commitment Push Model SOP Instance UID (1.2.840.10008.1.20.1.1).

0110 (Processing Failure) - Indicates that an unknown error occurred during the storage commitment.

Presentation Context Acceptance Criterion

There is no prioritization used for the acceptance of presentation contexts. Any combination of supported transfer syntax and abstract syntax is accepted, in case the product is configured for them.

Transfer Syntax Selection Policies

The Enterprise Archive Manager selects transfer syntaxes in Acceptor first mode: the first transfer syntax in the archive's list of allowable transfer syntaxes that also exists in the proposed transfer syntax list will be selected.

Receiving MPPS Messages

Associated Real-World Activity

When the Archive Manager receives an N-Create or N-Set operation, it will process it accordingly and respond with a status of Success (0000h) to the MPPS SCU. The received message will then be forwarded reliably to the remote configured MPPS SCP. For this operation the Archive Manager is serving the role of the MPPS SCU.

Presentation Context Table

The Archive Manager will accept the following Transfer Syntaxes for each presentation context in an association it receives:

Table 18: Presentation Context Table

Abstract Syntax		Transfer Syntax		Role	Extended Negotiation
Name	UID	Name	UID		
Modality Performed Procedure Step	1.2.840.10008.3.1.2.3.3	Little Endian Explicit VR	1.2.840.10008.1.2.1	SCP	None
		Little Endian Implicit VR	1.2.840.10008.1.2		
		Big Endian Explicit VR	1.2.840.10008.1.2.2		
		Deflated Little Endian Explicit VR	1.2.840.10008.1.2.1.99		

SOP Specific Conformance Statement for MPPS

The Archive Manager provides standard conformance to the DICOM Modality Performed Procedure Step SOP Class as an SCP.

Presentation Context Acceptance Criterion

There is no prioritization used for the acceptance of presentation contexts. Any combination of supported transfer syntax and abstract syntax is accepted, in case the product is configured for them.

Transfer Syntax Selection Policies

The Archive Manager selects transfer syntaxes in Acceptor first mode: the first transfer syntax in the archive's list of allowable transfer syntaxes that also exists in the proposed transfer syntax list will be selected.

Enterprise Archive Proxy Component Specification

This Application Entity provides Standard Conformance to the following DICOM V3.0 SOP Classes as an SCU and/or SCP. The Application Entity can support all Storage SOP Classes as SCU and SCP after dynamic reconfiguration of the archive properties file.

SOP Class Name	SOP Class UID	SCU/SCP
Verification		
Verification	1.2.840.10008.1.1	N / Y
Storage		
Computed Radiography Image Storage	1.2.840.10008.5.1.4.1.1.1	Y / Y
CT Image Storage	1.2.840.10008.5.1.4.1.1.2	Y / Y
Enhanced CT Image Storage	1.2.840.10008.5.1.4.1.1.2.1	Y / Y
Hardcopy Color Image Storage	1.2.840.10008.5.1.1.30	Y / Y
Hardcopy Grayscale Image Storage	1.2.840.10008.5.1.1.29	Y / Y
MR Image Storage	1.2.840.10008.5.1.4.1.1.4	Y / Y
Enhanced MR Image Storage	1.2.840.10008.5.1.4.1.1.4.1	Y / Y
Nuclear Medicine Image Storage	1.2.840.10008.5.1.4.1.1.20	Y / Y
Nuclear Medicine Image Storage (Retired)	1.2.840.10008.5.1.4.1.1.5	Y / Y
Ophthalmic Photography 8 Bit Image Storage	1.2.840.10008.5.1.4.1.1.77.1.5.1	Y / Y
Ophthalmic Photography 16 Bit Image Storage	1.2.840.10008.5.1.4.1.1.77.1.5.2	Y / Y
Ophthalmic Tomography Image Storage	1.2.840.10008.5.1.4.1.1.77.1.5.4	Y / Y
Positron Emission Tomography Image Storage	1.2.840.10008.5.1.4.1.1.128	Y / Y
RT Dose Storage	1.2.840.10008.5.1.4.1.1.481.2	Y / Y
RT Image Storage	1.2.840.10008.5.1.4.1.1.481.1	Y / Y
RT Plan Storage	1.2.840.10008.5.1.4.1.1.481.5	Y / Y
RT Structure Set Storage	1.2.840.10008.5.1.4.1.1.481.3	Y / Y
* RT Beams Treatment Record Storage	1.2.840.10008.5.1.4.1.1.481.4	Y / Y
* RT Brachy Treatment Record Storage	1.2.840.10008.5.1.4.1.1.481.6	Y / Y
* RT Treatment Summary Record Storage	1.2.840.10008.5.1.4.1.1.481.7	Y / Y
Secondary Capture Image Storage	1.2.840.10008.5.1.4.1.1.7	Y / Y
Stand-alone Curve Storage	1.2.840.10008.5.1.4.1.1.9	Y / Y
* 12-lead ECG Waveform Storage	1.2.840.10008.5.1.4.1.1.9.1.1	Y / Y

SOP Class Name	SOP Class UID	SCU/SCP
* General ECG Waveform Storage	1.2.840.10008.5.1.4.1.1.9.1.2	Y / Y
* Ambulatory ECG Waveform Storage	1.2.840.10008.5.1.4.1.1.9.1.3	Y / Y
* Hemodynamic Waveform Storage	1.2.840.10008.5.1.4.1.1.9.2.1	Y / Y
* Cardiac Electrophysiology Waveform Storage	1.2.840.10008.5.1.4.1.1.9.3.1	Y / Y
* Basic Voice Audio Waveform Storage	1.2.840.10008.5.1.4.1.1.9.4.1	Y / Y
Stand-alone Modality LUT Storage	1.2.840.10008.5.1.4.1.1.10	Y / Y
Stand-alone Overlay Storage	1.2.840.10008.5.1.4.1.1.8	Y / Y
Stand-alone VOI LUT Storage	1.2.840.10008.5.1.4.1.1.11	Y / Y
* Grayscale Softcopy Presentation State Storage	1.2.840.10008.5.1.4.1.1.11.1	Y / Y
Standalone PET Curve Storage	1.2.840.10008.5.1.4.1.1.129	Y / Y
Stored Print Storage	1.2.840.10008.5.1.1.27	Y / Y
Ultrasound Image Storage	1.2.840.10008.5.1.4.1.1.6.1	Y / Y
Ultrasound Image Storage (Retired)	1.2.840.10008.5.1.4.1.1.6	Y / Y
Ultrasound Multi-frame Image Storage	1.2.840.10008.5.1.4.1.1.3.1	Y / Y
Ultrasound Multi-frame Image Storage (Retired)	1.2.840.10008.5.1.4.1.1.3	Y / Y
X-Ray Angiographic Bi-Plane Image Storage	1.2.840.10008.5.1.4.1.1.12.3	Y / Y
X-Ray Angiographic Image Storage	1.2.840.10008.5.1.4.1.1.12.1	Y / Y
X-Ray Radiofluoroscopic Image Storage	1.2.840.10008.5.1.4.1.1.12.2	Y / Y
Digital X-Ray Image Storage - for Presentation	1.2.840.10008.5.1.4.1.1.1.1	Y / Y
Digital X-Ray Image Storage - for Processing	1.2.840.10008.5.1.4.1.1.1.1.1	Y / Y
Digital Mammography Image Storage - for Presentation	1.2.840.10008.5.1.4.1.1.1.2	Y / Y
Digital Mammography Image Storage - for Processing	1.2.840.10008.5.1.4.1.1.1.2.1	Y / Y
Digital Intra-oral X-Ray Image Storage - for Presentation	1.2.840.10008.5.1.4.1.1.1.3	Y / Y
Digital Intra-oral X-Ray Image Storage - for Processing	1.2.840.10008.5.1.4.1.1.1.3.1	Y / Y
VL Endoscopic Image Storage	1.2.840.10008.5.1.4.1.1.77.1.1	Y / Y
VL Microscopic Image Storage	1.2.840.10008.5.1.4.1.1.77.1.2	Y / Y
VL Slide-Coordinates Microscopic Image Storage	1.2.840.10008.5.1.4.1.1.77.1.3	Y / Y
VL Photographic Image Storage	1.2.840.10008.5.1.4.1.1.77.1.4	Y / Y
* Basic text SR	1.2.840.10008.5.1.4.1.1.88.11	Y / Y
Encapsulated PDF Storage SOP Class	1.2.840.10008.5.1.4.1.1.104.1	Y / Y

SOP Class Name	SOP Class UID	SCU/SCP
* Enhanced SR	1.2.840.10008.5.1.4.1.1.88.22	Y / Y
* Comprehensive SR	1.2.840.10008.5.1.4.1.1.88.33	Y / Y
Query/Retrieve		
Patient Root Query/Retrieve Information Model - FIND	1.2.840.10008.5.1.4.1.2.1.1	Y / Y
Patient Root Query/Retrieve Information Model - MOVE	1.2.840.10008.5.1.4.1.2.1.2	Y / Y
Study Root Query/Retrieve Information Model - FIND	1.2.840.10008.5.1.4.1.2.2.1	Y / Y
Study Root Query/Retrieve Information Model - MOVE	1.2.840.10008.5.1.4.1.2.2.2	Y / Y
Patient/Study Only Query/Retrieve Information Model - FIND	1.2.840.10008.5.1.4.1.2.3.1	Y / Y
Patient/Study Only Query/Retrieve Information Model - MOVE	1.2.840.10008.5.1.4.1.2.3.2	Y / Y
Storage Commitment		
Storage Commitment Push Model	1.2.840.10008.1.20.1	N / Y

* These SOP Classes have been implemented in the Proxy; however, they are not supported as standard features. If the user wishes to use these features, the appropriate properties must be added.

Association Establishment Policies

General

The Proxy will attempt to establish an association anytime a C-FIND request is received from a remote application entity. The Proxy will attempt to establish associations with other archives on the network in order to find objects until all configured archives have been queried. The Proxy will attempt to establish associations in response to valid Storage Commitment requests.

Anytime a C-MOVE request is received from a remote application entity, the Proxy will attempt to establish one or more associations. If the object is known in the local database, the Proxy will attempt to establish an association in order to store the object requested in the move. If the object is not known in the local database and a move-thru has been configured, the Proxy will attempt to establish an association with the remote DICOM archive where the object is known in order to move the requested object to the Archive's local database, then the Proxy will attempt to establish an association in order to store the object requested in the move. If the object is not known in the local database and a third-party-move has been configured, the Proxy will attempt to establish an association with the remote DICOM archive where the object is known in order to request a move of the object directly to the original application entity requesting the object.

The Proxy will attempt to establish an association to store objects even if the destination is unknown by pairing the requested destination with the IP address of the C-MOVE requestor and the DICOM well-known port (104).

The Proxy supports SCU/SCP Role Negotiation.

The Proxy has configurable Maximum PDU sizes; both sent and received (the default is 50KB, both sent and received).

Number of Associations

The Proxy will attempt only one storage association establishment to service C-MOVE requests where move-thru is configured or Storage Commitment requests.

The Proxy will accept any number of simultaneous associations, the number of which can be configured. The maximum limit on the number of simultaneous associations is dependent on the number of open file descriptors allowed by the underlying operating system.

Asynchronous Nature

The Proxy will allow any number of asynchronous operations, whether invoked and performed. This number of asynchronous operations is configurable. When establishing storage associations to service C-MOVE requests the Proxy will attempt to negotiate the configured asynchronous operations window in order to optimize object moves.

Implementation Identifying Information

The Enterprise Archive Manager Proxy Component will provide a single Implementation Class UID and Implementation Version Name as follows:

Proxy Component Implementation Class UID	1.2.826.0.1.3680043.2.133.1.1
Implementation Version Name	8.40

Association Initiation by Real-World Activity

The Proxy will attempt to initiate one storage association for each C-MOVE request where move-thru is configured or Storage Commitment request that is received.

Storage Association:

- Completing a Move Request to a Remote System

Associated Real-World Activity

The associated real-world activity is the receipt of a C-MOVE request from a remote application entity where move-thru is configured.

Proposed Presentation Contexts

The Proxy will propose a collection of presentation contexts, which will be obtained by applying the algorithm presented in the next section to the following Presentation Context Table:

Table 19: Presentation Context Table

Abstract Syntax		Transfer Syntax	Role	Extended Negotiation
Name	UID			
12-lead ECG Waveform Storage	1.2.840.10008.5.1.4.1.1.9.1.1	See Table 20	SCU	None
Ambulatory ECG Waveform Storage	1.2.840.10008.5.1.4.1.1.9.1.3	See Table 20	SCU	None
Basic Study Content Notification	1.2.840.10008.1.9	See Table 20	SCU	None
Basic Text SR Storage	1.2.840.10008.5.1.4.1.1.88.11	See Table 20	SCU	None

Table 19: Presentation Context Table (Continued)

Abstract Syntax		Transfer Syntax	Role	Extended Negotiation
Name	UID			
Basic Voice Audio Waveform Storage	1.2.840.10008.5.1.4.1.1.9.4.1	See Table 20	SCU	None
Breast Tomosynthesis Image Storage	1.2.840.10008.5.1.4.1.1.13.1.3	See Table 20	SCU	None
Cardiac Electrophysiology Waveform Storage	1.2.840.10008.5.1.4.1.1.9.3.1	See Table 20	SCU	None
Comprehensive SR Storage	1.2.840.10008.5.1.4.1.1.88.33	See Table 20	SCU	None
Computed Radiography Image Storage	1.2.840.10008.5.1.4.1.1.1	See Table 20	SCU	None
CT Image Storage	1.2.840.10008.5.1.4.1.1.2	See Table 20	SCU	None
Enhanced CT Image Storage	1.2.840.10008.5.1.4.1.1.2.1	See Table 20	SCU	None
Digital X-Ray Image Storage (Presentation)	1.2.840.10008.5.1.4.1.1.1.1	See Table 20	SCU	None
Digital X-Ray Image Storage (Processing)	1.2.840.10008.5.1.4.1.1.1.1.1	See Table 20	SCU	None
Digital Mammography Image Storage (Presentation)	1.2.840.10008.5.1.4.1.1.1.2	See Table 20	SCU	None
Digital Mammography Image Storage (Processing)	1.2.840.10008.5.1.4.1.1.1.2.1	See Table 20	SCU	None
Digital Intra-oral X-Ray Image Storage (Presentation)	1.2.840.10008.5.1.4.1.1.1.3	See Table 20	SCU	None
Digital Intra-oral X-Ray Image Storage (Processing)	1.2.840.10008.5.1.4.1.1.1.3.1	See Table 20	SCU	None
Encapsulated PDF Storage SOP Class	1.2.840.10008.5.1.4.1.1.104.1	See Table 20	SCU	None
Enhanced SR Storage	1.2.840.10008.5.1.4.1.1.88.22	See Table 20	SCU	None
General ECG Waveform Storage	1.2.840.10008.5.1.4.1.1.9.1.2	See Table 20	SCU	None
Grayscale Softcopy Presentation State Storage	1.2.840.10008.5.1.4.1.1.11.1	See Table 20	SCU	None
Hardcopy Color Image Storage	1.2.840.10008.5.1.1.30	See Table 20	SCU	None
Hardcopy Grayscale Image Storage	1.2.840.10008.5.1.1.29	See Table 20	SCU	None
Hemodynamic Waveform Storage	1.2.840.10008.5.1.4.1.1.9.2.1	See Table 20	SCU	None

Table 19: Presentation Context Table (Continued)

Abstract Syntax		Transfer Syntax	Role	Extended Negotiation
Name	UID			
Key Object Selection Document	1.2.840.10008.5.1.4.1.1.88.59	See Table 20	SCU	None
Mammography CAD SR	1.2.840.10008.5.1.4.1.1.88.50	See Table 20	SCU	None
Multi-frame Single Bit Secondary Capture Image Storage	1.2.840.10008.5.1.4.1.1.7.1	See Table 20	SCU	None
Multi-frame Grayscale Byte Secondary Capture Image Storage	1.2.840.10008.5.1.4.1.1.7.2	See Table 20	SCU	None
Multi-frame Grayscale Word Secondary Capture Image Storage	1.2.840.10008.5.1.4.1.1.7.3	See Table 20	SCU	None
Multi-frame True Color Secondary Capture Image Storage	1.2.840.10008.5.1.4.1.1.7.4	See Table 20	SCU	None
MR Image Storage	1.2.840.10008.5.1.4.1.1.4	See Table 20	SCU	None
Enhanced MR Image Storage	1.2.840.10008.5.1.4.1.1.4.1	See Table 20	SCU	None
Nuclear Medicine Image Storage	1.2.840.10008.5.1.4.1.1.20	See Table 20	SCU	None
Nuclear Medicine Image Storage (Retired)	1.2.840.10008.5.1.4.1.1.5	See Table 20	SCU	None
Ophthalmic Photography 8 Bit Image Storage	1.2.840.10008.5.1.4.1.1.77.1.5.1	See Table 20	SCU	None
Ophthalmic Photography 16 Bit Image Storage	1.2.840.10008.5.1.4.1.1.77.1.5.2	See Table 20	SCU	None
Ophthalmic Tomography Image Storage	1.2.840.10008.5.1.4.1.1.77.1.5.4	See Table 20	SCU	None
Positron Emission Tomography Image Storage	1.2.840.10008.5.1.4.1.1.128	See Table 20	SCU	None
RT Beams Treatment Record Storage	1.2.840.10008.5.1.4.1.1.481.4	See Table 20	SCU	None
RT Brachy Treatment Record Storage	1.2.840.10008.5.1.4.1.1.481.6	See Table 20	SCU	None
RT Dose Storage	1.2.840.10008.5.1.4.1.1.481.2	See Table 20	SCU	None
RT Image Storage	1.2.840.10008.5.1.4.1.1.481.1	See Table 20	SCU	None
RT Plan Storage	1.2.840.10008.5.1.4.1.1.481.5	See Table 20	SCU	None
RT Structure Set Storage	1.2.840.10008.5.1.4.1.1.481.3	See Table 20	SCU	None

Table 19: Presentation Context Table (Continued)

Abstract Syntax		Transfer Syntax	Role	Extended Negotiation
Name	UID			
RT Treatment Summary Record Storage	1.2.840.10008.5.1.4.1.1.481.7	See Table 20	SCU	None
Secondary Capture Image Storage	1.2.840.10008.5.1.4.1.1.7	See Table 20	SCU	None
Stand-alone Curve Storage	1.2.840.10008.5.1.4.1.1.9	See Table 20	SCU	None
Stand-alone Modality LUT Storage	1.2.840.10008.5.1.4.1.1.10	See Table 20	SCU	None
Stand-alone Overlay Storage	1.2.840.10008.5.1.4.1.1.8	See Table 20	SCU	None
Stand-alone VOI LUT Storage	1.2.840.10008.5.1.4.1.1.11	See Table 20	SCU	None
Standalone PET Curve Storage	1.2.840.10008.5.1.4.1.1.129	See Table 20	SCU	None
Stored Print Storage	1.2.840.10008.5.1.1.27	See Table 20	SCU	None
Ultrasound Image Storage	1.2.840.10008.5.1.4.1.1.6.1	See Table 20	SCU	None
Ultrasound Image Storage (Retired)	1.2.840.10008.5.1.4.1.1.6	See Table 20	SCU	None
Ultrasound Multi-frame Image Storage	1.2.840.10008.5.1.4.1.1.3.1	See Table 20	SCU	None
Ultrasound Multi-frame Image Storage (Retired)	1.2.840.10008.5.1.4.1.1.3	See Table 20	SCU	None
VL Endoscopic Image Storage	1.2.840.10008.5.1.4.1.1.77.1.1	See Table 20	SCU	None
VL Microscopic Image Storage	1.2.840.10008.5.1.4.1.1.77.1.2	See Table 20	SCU	None
VL Slide-Coordinates Microscopic Image Storage	1.2.840.10008.5.1.4.1.1.77.1.3	See Table 20	SCU	None
VL Photographic Image Storage	1.2.840.10008.5.1.4.1.1.77.1.4	See Table 20	SCU	None
X-Ray Angiographic Bi-Plane Image Storage (Retired)	1.2.840.10008.5.1.4.1.1.12.3	See Table 20	SCU	None
X-Ray Angiographic Image Storage	1.2.840.10008.5.1.4.1.1.12.1	See Table 20	SCU	None
X-Ray Radiofluoroscopic Image Storage	1.2.840.10008.5.1.4.1.1.12.2	See Table 20	SCU	None

Table 20: Transfer Syntax for Send to a Remote System

Name	UID
Little Endian Explicit VR	1.2.840.10008.1.2.1
Little Endian Implicit VR	1.2.840.10008.1.2
Big Endian Explicit VR	1.2.840.10008.1.2.2
Deflated Little Endian Explicit VR	1.2.840.10008.1.2.1.99
Lossless JPEG Image Compression (baseline)	1.2.840.10008.1.2.4.70
Lossy JPEG Image Compression (8-bit, coding Process 1)	1.2.840.10008.1.2.4.50
Lossy JPEG Image Compression (12-bit, coding Process 4)	1.2.840.10008.1.2.4.51
JPEG Lossless, Nonhierarchical (Processes 14)	1.2.840.10008.1.2.4.57
JPEG 2000 Image Compression (Lossless Only)	1.2.840.10008.1.2.4.90
JPEG 2000 Image Compression	1.2.840.10008.1.2.4.91
Lossless RLE Image Compression	1.2.840.10008.1.2.5

Algorithm for Computing the Proposed Presentation Contexts for Outgoing Storage Associations

At the time of the association establishment, the set of DICOM objects to be sent out has been determined. Since both the transfer syntax in which each DICOM object has been stored and the SOP Class UID of each DICOM object are stored in the archives database, both of these tags are already known. The intention of the algorithm is to send out each object in the transfer syntax it has been initially stored in or a similar one. So, we understand that if the object has been initially received in a supported encapsulated transfer syntax, the algorithm would make sure that for the specific abstract syntax, a presentation context with that particular transfer syntax has been proposed. The encapsulated transfer syntax is preserved for efficiency, in order to save the processing time of the compression conversion. In the case of objects stored in a native transfer syntax, preserving the transfer syntax is not important, and any native transfer syntax should be acceptable.

The archive will perform an analysis of the different encapsulated transfer syntaxes for each abstract syntax, and it will propose one presentation context for each encapsulated transfer syntax class recorded, plus a context with the list of all the other supported transfer syntaxes. This at least creates the possibility for each desired presentation context to be accepted. As an example, let us assume that the retrieve set of a C-Move request contains Ultrasound Multi-Frame objects stored in both the Lossless JPEG transfer syntax and the Lossy JPEG transfer syntax coding Process 1. Three presentation contexts will be proposed for the Ultrasound Multi-Frame abstract syntax: one with the Lossless JPEG transfer syntax, one with the Lossy JPEG transfer syntax coding Process 1, and one containing a list of all the other supported native transfer syntaxes.

Once the association negotiation is complete, some presentation contexts will be accepted and some will not. For datasets that had DICOM objects stored in different transfer syntaxes for the same abstract class, a heuristic will need to be applied in order to select the appropriate presentation context. The configurable TransferSyntaxPriorityList property controls the choosing of the appropriate presentation context. For each transfer syntax UID, a list of transfer syntax lists will be provided. The User Service will be created on the first available (accepted) presentation context obtained from parsing the priority list (i.e. the list of transfer syntaxes is parsed and the first presentation context that matches in the accepted transfer syntax is used). The first entry in the list should be the same as the transfer syntax used as key, at least in the case of encapsulated transfer syntaxes.

Query a Remote DICOM Device

Associated Real-World Activity

The associated real-world activity is the receipt of a C-FIND request from a remote application entity and there are configured external archives.

Proposed Presentation Contexts

The Proxy will propose the following Transfer Syntaxes for each presentation context in an association it initiates to an external archive:

Table 21: Presentation Context Table

Abstract Syntax		Transfer Syntax		Role	Extended Negotiation
Name	UID	Name	UID		
Patient Root Query/Retrieve Information Model - FIND	1.2.840.10008.5.1.4.1.2.1.1	Little Endian Explicit VR	1.2.840.10008.1.2.1	SCU	Relational*
		Little Endian Implicit VR	1.2.840.10008.1.2		
		Big Endian Explicit VR	1.2.840.10008.1.2.2		
		Deflated Little Endian Explicit VR	1.2.840.10008.1.2.1.99		
Study Root Query/Retrieve Information Model - FIND	1.2.840.10008.5.1.4.1.2.2.1	Little Endian Explicit VR	1.2.840.10008.1.2.1	SCU	Relational*
		Little Endian Implicit VR	1.2.840.10008.1.2		
		Big Endian Explicit VR	1.2.840.10008.1.2.2		
		Deflated Little Endian Explicit VR	1.2.840.10008.1.2.1.99		
Patient/Study Only Query/Retrieve Information Model - FIND	1.2.840.10008.5.1.4.1.2.3.1	Little Endian Explicit VR	1.2.840.10008.1.2.1	SCU	Relational*
		Little Endian Implicit VR	1.2.840.10008.1.2		
		Big Endian Explicit VR	1.2.840.10008.1.2.2		
		Deflated Little Endian Explicit VR	1.2.840.10008.1.2.1.99		

*If all external archives support relational, then the Proxy will support relational.

SOP Specific Conformance Statement for All SOP Classes

The Proxy provides standard conformance to the DICOM Query/Retrieve - FIND SOP Classes as an SCU.

Request a Move Association to Remote DICOM Device

Associated Real-World Activity

The associated real-world activity is the receipt of a C-MOVE request from a remote application entity and there are configured external archives.

Proposed Presentation Contexts

The Proxy will propose the following Transfer Syntaxes for each presentation context in an association it initiates:

Table 22: Presentation Context Table

Abstract Syntax		Transfer Syntax		Role	Extended Negotiation
Name	UID	Name	UID		
Patient Root Query/Retrieve Information Model - MOVE	1.2.840.10008.5.1.4.1.2.1.2	Little Endian Explicit VR	1.2.840.10008.1.2.1	SCU	Relational*
		Little Endian Implicit VR	1.2.840.10008.1.2		
		Big Endian Explicit VR	1.2.840.10008.1.2.2		
		Deflated Little Endian Explicit VR	1.2.840.10008.1.2.1.99		
Study Root Query/Retrieve Information Model - MOVE	1.2.840.10008.5.1.4.1.2.2.2	Little Endian Explicit VR	1.2.840.10008.1.2.1	SCU	Relational*
		Little Endian Implicit VR	1.2.840.10008.1.2		
		Big Endian Explicit VR	1.2.840.10008.1.2.2		
		Deflated Little Endian Explicit VR	1.2.840.10008.1.2.1.99		
Patient/Study Only Query/Retrieve Information Model - MOVE	1.2.840.10008.5.1.4.1.2.3.2	Little Endian Explicit VR	1.2.840.10008.1.2.1	SCU	Relational*
		Little Endian Implicit VR	1.2.840.10008.1.2		
		Big Endian Explicit VR	1.2.840.10008.1.2.2		
		Deflated Little Endian Explicit VR	1.2.840.10008.1.2.1.99		

*If all external archives support relational, then the Proxy will support relational.

SOP Specific Conformance Statement for all SOP Classes

The Proxy provides standard conformance to the DICOM Query/Retrieve - MOVE SOP Classes as an SCU.

Completing Storage Commitment Request from a Remote System

Associated Real-World Activity

The associated real-world activity is the response to a Storage Commitment request from a remote application entity.

Proposed Presentation Contexts

The following presentation contexts will be proposed for each association:

Table 23: Presentation Context Table

Abstract Syntax		Transfer Syntax		Role	Extended Negotiation
Name	UID	Name	UID		
Storage Commitment Push Model	1.2.840.10008.1.20.1	Little Endian Explicit VR	1.2.840.10008.1.2.1	SCP	None
		Little Endian Implicit VR	1.2.840.10008.1.2		
		Big Endian Explicit VR	1.2.840.10008.1.2.2		
		Deflated Little Endian Explicit VR	1.2.840.10008.1.2.1.99		

Association Acceptance Policy

When the Proxy accepts an association, it will allow the retrieval of objects previously stored, the query for information about stored objects, the verification of the Proxy, and the storage commitment of stored objects.

The Proxy is configurable to allow security restrictions ranging from no restrictions (promiscuous) to limiting a particular remote application entity to specified SOP classes and specified SCU/SCP roles. If security is turned on, association attempts by unknown entities will be rejected outright and proposed presentation contexts from known remote application entities may be rejected based on their allowed security permissions.

Respond to a Verification Request from a Remote System

Associated Real-World Activity

When the Proxy receives a verification request (C-ECHO) it will respond with a status of success if possible.

Presentation Context Table

The Proxy will accept the following Transfer Syntaxes for each presentation context in an association it receives:

Table 24: Presentation Context Table

Abstract Syntax		Transfer Syntax		Role	Extended Negotiation
Name	UID	Name	UID		
Verification	1.2.840.10008.1.1	Little Endian Explicit VR	1.2.840.10008.1.2.1	SCP	None
		Little Endian Implicit VR	1.2.840.10008.1.2		
		Big Endian Explicit VR	1.2.840.10008.1.2.2		
		Deflated Little Endian Explicit VR	1.2.840.10008.1.2.1.99		

SOP Specific Conformance for Verification SOP Class

The Proxy conforms to the SOP of the Verification Service Class fully.

Extended negotiation is not supported for the Verification Service Class.

If the Proxy returns anything other than success then the C-ECHO operation failed.

Presentation Context Acceptance Criterion

There is no prioritization used for the acceptance of presentation contexts. Any combination of supported transfer syntax and abstract syntax is accepted, in case the product is configured for them.

Transfer Syntax Selection Policies

The Proxy selects transfer syntaxes in Acceptor first mode: the first transfer syntax in the Proxy's list of allowable transfer syntaxes that also exists in the proposed transfer syntax list will be selected.

Receive Objects from a Remote System

Associated Real-World Activity

When the Proxy receives a storage request (C-STORE) for an object, that object is stored to media on the underlying platform in Part 10 format and the object is registered in the underlying database. If it is unable to store the object a failure response will be returned and the object will be stored in an exceptions area on the underlying platform if possible.

The data set of the C-STORE command is stored with no loss of information.

Presentation Context Table

The Proxy will accept the following Transfer Syntaxes for each presentation context in an association it receives:

Table 25: Presentation Context Table

Abstract Syntax		Transfer Syntax	Role	Extended Negotiation
Name	UID			
12-lead ECG Waveform Storage	1.2.840.10008.5.1.4.1.1.9.1.1	See Table 26	SCP	None
Ambulatory ECG Waveform Storage	1.2.840.10008.5.1.4.1.1.9.1.3	See Table 26	SCP	None
Basic Study Content Notification	1.2.840.10008.1.9	See Table 26	SCP	None
Basic Text SR Storage	1.2.840.10008.5.1.4.1.1.88.11	See Table 26	SCP	None
Basic Voice Audio Waveform Storage	1.2.840.10008.5.1.4.1.1.9.4.1	See Table 26	SCP	None
Breast Tomosynthesis Image Storage	1.2.840.10008.5.1.4.1.1.13.1.3	See Table 26	SCP	None
Cardiac Electrophysiology Waveform Storage	1.2.840.10008.5.1.4.1.1.9.3.1	See Table 26	SCP	None
Comprehensive SR Storage	1.2.840.10008.5.1.4.1.1.88.33	See Table 26	SCP	None
Computed Radiography Image Storage	1.2.840.10008.5.1.4.1.1.1	See Table 26	SCP	None
CT Image Storage	1.2.840.10008.5.1.4.1.1.2	See Table 26	SCP	None
Enhanced CT Image Storage	1.2.840.10008.5.1.4.1.1.2.1	See Table 26	SCP	None

Table 25: Presentation Context Table (Continued)

Abstract Syntax		Transfer Syntax	Role	Extended Negotiation
Name	UID			
Digital X-Ray Image Storage (Presentation)	1.2.840.10008.5.1.4.1.1.1.1	See Table 26	SCP	None
Digital X-Ray Image Storage (Processing)	1.2.840.10008.5.1.4.1.1.1.1.1	See Table 26	SCP	None
Digital Mammography Image Storage (Presentation)	1.2.840.10008.5.1.4.1.1.1.2	See Table 26	SCP	None
Digital Mammography Image Storage (Processing)	1.2.840.10008.5.1.4.1.1.1.2.1	See Table 26	SCP	None
Digital Intra-oral X-Ray Image Storage (Presentation)	1.2.840.10008.5.1.4.1.1.1.3	See Table 26	SCP	None
Digital Intra-oral X-Ray Image Storage (Processing)	1.2.840.10008.5.1.4.1.1.1.3.1	See Table 26	SCP	None
Encapsulated PDF Storage SOP Class	1.2.840.10008.5.1.4.1.1.104.1	See Table 26	SCP	None
Enhanced SR Storage	1.2.840.10008.5.1.4.1.1.88.22	See Table 26	SCP	None
General ECG Waveform Storage	1.2.840.10008.5.1.4.1.1.9.1.2	See Table 26	SCP	None
Grayscale Softcopy Presentation State Storage	1.2.840.10008.5.1.4.1.1.11.1	See Table 26	SCP	None
Hardcopy Color Image Storage	1.2.840.10008.5.1.1.30	See Table 26	SCP	None
Hardcopy Grayscale Image Storage	1.2.840.10008.5.1.1.29	See Table 26	SCP	None
Hemodynamic Waveform Storage	1.2.840.10008.5.1.4.1.1.9.2.1	See Table 26	SCP	None
Key Object Selection Document	1.2.840.10008.5.1.4.1.1.88.59	See Table 26	SCP	None
Mammography CAD SR	1.2.840.10008.5.1.4.1.1.88.50	See Table 26	SCP	None
Multi-frame Single Bit Secondary Capture Image Storage	1.2.840.10008.5.1.4.1.1.7.1	See Table 26	SCP	None
Multi-frame Grayscale Byte Secondary Capture Image Storage	1.2.840.10008.5.1.4.1.1.7.2	See Table 26	SCP	None
Multi-frame Grayscale Word Secondary Capture Image Storage	1.2.840.10008.5.1.4.1.1.7.3	See Table 26	SCP	None
Multi-frame True Color Secondary Capture Image Storage	1.2.840.10008.5.1.4.1.1.7.4	See Table 26	SCP	None
MR Image Storage	1.2.840.100008.5.1.4.1.1.4	See Table 26	SCP	None
Enhanced MR Image Storage	1.2.840.100008.5.1.4.1.1.4.1	See Table 26	SCP	None

Table 25: Presentation Context Table (Continued)

Abstract Syntax		Transfer Syntax	Role	Extended Negotiation
Name	UID			
Nuclear Medicine Image Storage	1.2.840.10008.5.1.4.1.1.20	See Table 26	SCP	None
Nuclear Medicine Image Storage (Retired)	1.2.840.10008.5.1.4.1.1.5	See Table 26	SCP	None
Ophthalmic Photography 8 Bit Image Storage	1.2.840.10008.5.1.4.1.1.77.1.5.1	See Table 26	SCP	None
Ophthalmic Photography 16 Bit Image Storage	1.2.840.10008.5.1.4.1.1.77.1.5.2	See Table 26	SCP	None
Ophthalmic Tomography Image Storage	1.2.840.10008.5.1.4.1.1.77.1.5.4	See Table 26	SCP	None
Positron Emission Tomography Image Storage	1.2.840.10008.5.1.4.1.1.128	See Table 26	SCP	None
RT Beams Treatment Record Storage	1.2.840.10008.5.1.4.1.1.481.4	See Table 26	SCP	None
RT Brachy Treatment Record Storage	1.2.840.10008.5.1.4.1.1.481.6	See Table 26	SCP	None
RT Dose Storage	1.2.840.10008.5.1.4.1.1.481.2	See Table 26	SCP	None
RT Image Storage	1.2.840.10008.5.1.4.1.1.481.1	See Table 26	SCP	None
RT Plan Storage	1.2.840.10008.5.1.4.1.1.481.5	See Table 26	SCP	None
RT Structure Set Storage	1.2.840.10008.5.1.4.1.1.481.3	See Table 26	SCP	None
RT Treatment Summary Record Storage	1.2.840.10008.5.1.4.1.1.481.7	See Table 26	SCP	None
Secondary Capture Image Storage	1.2.840.10008.5.1.4.1.1.7	See Table 26	SCP	None
Stand-alone Curve Storage	1.2.840.10008.5.1.4.1.1.9	See Table 26	SCP	None
Stand-alone Modality LUT Storage	1.2.840.10008.5.1.4.1.1.10	See Table 26	SCP	None
Stand-alone Overlay Storage	1.2.840.10008.5.1.4.1.1.8	See Table 26	SCP	None
Stand-alone VOI LUT Storage	1.2.840.10008.5.1.4.1.1.11	See Table 26	SCP	None
Standalone PET Curve Storage	1.2.840.10008.5.1.4.1.1.129	See Table 26	SCP	None
Stored Print Storage	1.2.840.10008.5.1.1.27	See Table 26	SCP	None
Ultrasound Image Storage	1.2.840.10008.5.1.4.1.1.6.1	See Table 26	SCP	None
Ultrasound Image Storage (Retired)	1.2.840.10008.5.1.4.1.1.6	See Table 26	SCP	None
Ultrasound Multi-frame Image Storage	1.2.840.10008.5.1.4.1.1.3.1	See Table 26	SCP	None

Table 25: Presentation Context Table (Continued)

Abstract Syntax		Transfer Syntax	Role	Extended Negotiation
Name	UID			
Ultrasound Multi-frame Image Storage (Retired)	1.2.840.10008.5.1.4.1.1.3	See Table 26	SCP	None
VL Endoscopic Image Storage	1.2.840.10008.5.1.4.1.1.77.1.1	See Table 26	SCP	None
VL Microscopic Image Storage	1.2.840.10008.5.1.4.1.1.77.1.2	See Table 26	SCP	None
VL Slide-Coordinates Microscopic Image Storage	1.2.840.10008.5.1.4.1.1.77.1.3	See Table 26	SCP	None
VL Photographic Image Storage	1.2.840.10008.5.1.4.1.1.77.1.4	See Table 26	SCP	None
X-Ray Angiographic Bi-Plane Image Storage (Retired)	1.2.840.10008.5.1.4.1.1.12.3	See Table 26	SCP	None
X-Ray Angiographic Image Storage	1.2.840.10008.5.1.4.1.1.12.1	See Table 26	SCP	None
X-Ray Radiofluoroscopic Image Storage	1.2.840.10008.5.1.4.1.1.12.2	See Table 26	SCP	None

Table 26: Transfer Syntax for Receive from a Remote System

Name	UID
Little Endian Explicit VR	1.2.840.10008.1.2.1
Little Endian Implicit VR	1.2.840.10008.1.2
Big Endian Explicit VR	1.2.840.10008.1.2.2
Deflated Little Endian Explicit VR	1.2.840.10008.1.2.1.99
Lossless JPEG Image Compression (baseline)	1.2.840.10008.1.2.4.70
Lossy JPEG Image Compression (8-bit, coding Process 1)	1.2.840.10008.1.2.4.50
Lossy JPEG Image Compression (12-bit, coding Process 4)	1.2.840.10008.1.2.4.51
JPEG Lossless, Nonhierarchical (Processes 14)	1.2.840.10008.1.2.4.57
JPEG 2000 Image Compression (Lossless Only)	1.2.840.10008.1.2.4.90
JPEG 2000 Image Compression	1.2.840.10008.1.2.4.91
Lossless RLE Image Compression	1.2.840.10008.1.2.5

SOP Specific Conformance for all Storage SOP Classes

The Proxy conforms to the SOPs of the Storage Service Class at Level 2 (full). No elements are discarded or coerced. In the event of a successful C-STORE operation the object is fully stored to the underlying platform's media in Part 10 format and is accessible either as a file or through the Proxy.

Minimal object validation is performed by the Proxy to ensure database integrity. Additional validation may be configured to prevent the object from being stored in the Proxy. This capability should only be configured by Merge Healthcare based on customer request or Merge Healthcare's recommendation.

Extended negotiation is not supported for Storage Service Classes.

If the Proxy returns one of the following status codes then the C-STORE operation was unsuccessful. If possible the offending object will be stored in the exceptions area on the underlying platform. All status codes are in hexadecimal.

0110 (Processing Failure) - Indicates that an unknown error occurred during the storage of the received object.

A900 (SOP Class UID Mismatch) - Indicates that the SOP Class UID of the object received did not match the presentation context over which the object arrived. The Error Comment field of the status will be populated with a description of the error encountered.

C000 (Data Set Read Error) - Indicates that the Proxy encountered an error while reading the object's data set. This may be returned if the data set is corrupted. The Error Comment field of the status will be populated with a description of the error encountered.

C001 (SOP Instance UID Mismatch) - Indicates that the SOP Instance UID of the object received did not match the SOP Instance UID sent in the C-STORE command. The Error Comment field of the status will be populated with a description of the error encountered.

C002 (Cannot Understand) - Indicates that an unknown error was thrown from within the Proxy. The Error Comment field of the status will be populated with a description of the error encountered.

If the Proxy returns the following status code it indicates that the C-STORE operation was a success but there were warnings. All status codes are in hexadecimal.

B007 (Data Set Does Not Match SOP Class) - Indicates that the object received did not fully match the SOP Class of the object, but the mismatch was not significant enough to warrant an exception.

Implementation Specifics for Person Names

The values of data elements with a VR of PN (Person Name) will be stored in a canonical format. Only the StandardName will be stored, and all Name Components will be stored regardless of their value, separated by the caret character (^). This normalizes the names, always appending the trailing caret characters. As an example, the following names are equivalent: LN^FN, LN^FN^, LN^FN^^, LN^FN^^^ and will all be stored in the database layer as LN^FN^^^. The stored person name will also be uppercased.

Presentation Context Acceptance Criterion

There is no prioritization used for the acceptance of presentation contexts. Any combination of supported transfer syntax and abstract syntax is accepted, in case the product is configured for them.

Transfer Syntax Selection Policies

The Proxy selects transfer syntaxes in Acceptor first mode: the first transfer syntax in the Proxy's list of allowable transfer syntaxes that also exists in the proposed transfer syntax list will be selected.

Response to a Query Request from a Remote System

Associated Real-World Activity

When the Proxy receives a query request (C-FIND) it will resolve the request against the underlying database and, if configured, other archives on the network and return all found information to the query initiator. The Proxy supports query transactions for all stored DICOM composite objects.

Presentation Context Table

The Proxy will accept the following Transfer Syntaxes for any presentation context proposed to it during an association establishment:

Table 27: Presentation Context Table

Abstract Syntax		Transfer Syntax		Role	Extended Negotiation
Name	UID	Name	UID		
Patient Root Query/Retrieve Information Model - FIND	1.2.840.10008.5.1.4.1.2.1.1	Little Endian Explicit VR	1.2.840.10008.1.2.1	SCP	Relational
		Little Endian Implicit VR	1.2.840.10008.1.2		
		Big Endian Explicit VR	1.2.840.10008.1.2.2		
		Deflated Little Endian Explicit VR	1.2.840.10008.1.2.1.99		
Study Root Query/Retrieve Information Model - FIND	1.2.840.10008.5.1.4.1.2.2.1	Little Endian Explicit VR	1.2.840.10008.1.2.1	SCP	Relational
		Little Endian Implicit VR	1.2.840.10008.1.2		
		Big Endian Explicit VR	1.2.840.10008.1.2.2		
		Deflated Little Endian Explicit VR	1.2.840.10008.1.2.1.99		
Patient/Study Only Query/Retrieve Information Model - FIND	1.2.840.10008.5.1.4.1.2.3.1	Little Endian Explicit VR	1.2.840.10008.1.2.1	SCP	Relational
		Little Endian Implicit VR	1.2.840.10008.1.2		
		Big Endian Explicit VR	1.2.840.10008.1.2.2		
		Deflated Little Endian Explicit VR	1.2.840.10008.1.2.1.99		

*If all external archive support relational, then the Proxy will support relational.

SOP Specific Conformance for all Query/Retrieve SOP Classes

The Proxy conforms to the SOPs of the Query/Retrieve Service Class at both the hierarchical and relational level.

Table 28: SOP Extended Negotiation

Item bytes	Field Name	Description of Field
1	Relational-queries/retrieval	This byte field defines relational-query/retrieval support for the Association-acceptor. It shall be encoded as an unsigned binary integer and shall use one of the following values 0 - relational-queries/retrieval not supported 1 - relational-queries/retrieval supported

Query Modes

The Enterprise Archive Manager supports both the Hierarchical and Relational search modes.

Information Models

The Enterprise Archive Manager supports the Patient Root, Study Root, and Patient-Study Only information models.

Table 29: Patient Root Image C-FIND Supported Attributes

Attribute Name	Tag	Query Keys Matching SCP	Query Keys Return SCP
Patient Level			
Patient Name	(0010, 0010)	Supported	Supported
Patient ID	(0010, 0020)	Supported (U)	Supported
Referenced Patient Sequence	(0008, 1120)	Supported	Supported
Referenced SOP Class UID	(0008, 1150)	Supported	Supported
Referenced SOP Instance UID	(0008, 1155)	Supported	Supported
Patient's Birth Date	(0010, 0030)	Supported	Supported
Patient's Birth Time	(0010, 0032)	Supported	Supported
Patient's Sex	(0010, 0040)	Supported	Supported
Other Patient IDs	(0010, 1000)	Supported	Supported
Other Patient Names	(0010, 1001)	Supported	Supported
Ethnic Group	(0010, 2160)	Supported	Supported
Patient Comments	(0010, 4000)	Supported	Supported
Number of Patient Related Studies	(0020, 1200)	Supported	Supported
Number of Patient Related Series	(0020, 1202)	Supported	Supported
Number of Patient Related Instances	(0020, 1204)	Supported	Supported
Study Level			
Study Date	(0008, 0020)	Supported	Supported
Study Time	(0008, 0030)	Supported	Supported
Accession Number	(0008, 0050)	Supported	Supported
Study ID	(0020, 0010)	Supported	Supported
Study Instance UID	(0020, 000D)	Supported (U)	Supported
Modalities in Study	(0008, 0061)	Supported	Supported
Referring Physician's Name	(0008, 0090)	Supported	Supported
Study Description	(0008, 1030)	Supported	Supported
Procedure Code Sequence	(0008, 1032)	Supported	Supported

Table 29: Patient Root Image C-FIND Supported Attributes (Continued)

Attribute Name	Tag	Query Keys Matching SCP	Query Keys Return SCP
Code Value	(0008, 0100)	Supported	Supported
Coding Scheme Designator	(0008, 0102)	Supported	Supported
Coding Scheme Version	(0008, 0103)	Supported	Supported
Code Meaning	(0008, 0104)	Supported	Supported
Name of Physician(s) Reading Study	(0008, 1060)	Supported	Supported
Admitting Diagnoses Description	(0008, 1080)	Supported	Supported
Referred Study Sequence	(0008, 1110)	Supported	Supported
Referenced SOP Class UID	(0008, 1150)	Supported	Supported
Referenced SOP Instance UID	(0008, 1155)	Supported	Supported
Patient's Age	(0010, 1010)	Supported	Supported
Patient's Size	(0010, 1020)	Supported	Supported
Patient's Weight	(0010, 1030)	Supported	Supported
Occupation	(0010, 2180)	Supported	Supported
Additional Patient History	(0010, 21B0)	Supported	Supported
Other Study Numbers	(0020, 1070)	Supported	Supported
Number of Study Related Series	(0020, 1206)	Supported	Supported
Number of Study Related Instances	(0020, 1208)	Supported	Supported
Interpretation Author	(4008, 010C)	Supported	Supported
Series Level			
Modality	(0008, 0060)	Supported	Supported
Series Number	(0020, 0011)	Supported	Supported
Series Instance UID	(0020, 000E)	Supported (U)	Supported
Number of Series Related Instances	(0020, 1209)	Supported	Supported
Performed Procedure Step ID	(0040, 0253)	Supported	Supported
Reference Study Component Sequence	(0008, 1111)	Supported	Supported
Referenced SOP Class UID	(0008, 1150)	Supported	Supported
Referenced SOP Instance UID	(0008, 1155)	Supported	Supported
Request Attribute Sequence	(0040, 0275)	Supported	Supported

Table 29: Patient Root Image C-FIND Supported Attributes (Continued)

Attribute Name	Tag	Query Keys Matching SCP	Query Keys Return SCP
Requested Procedure ID	(0040, 1001)	Supported	Supported
Scheduled Procedure Step ID	(0040, 0009)	Supported	Supported
Performed Procedure Step Start Date	(0040, 0244)	Supported	Supported
Performed Procedure Step Start Time	(0040, 0245)	Supported	Supported
Body Part Examined	(0018, 0015)	Supported	Supported
Station Name	(0008, 1010)	Supported	Supported
Institution Name	(0008, 0080)	Supported	Supported
Performing Physician's Name	(0008, 1050)	Supported	Supported
Manufacturer	(0008, 0070)	Supported	Supported
Manufacturer's Model Name	(0008, 1090)	Supported	Supported
Series Description	(0008, 103E)	Supported	Supported
Series Date	(0008, 0021)	Supported	Supported
Series Time	(0008, 0031)	Supported	Supported
Protocol Name	(0018, 1030)	Supported	Supported
Composite Object Instance Level			
Instance Number	(0020, 0013)	Supported	Supported
Overlay Number	(0020, 0022)	Supported	Supported
Curve Number	(0020, 0024)	Supported	Supported
LUT Number	(0020, 0026)	Supported	Supported
SOP Instance UID	(0008, 0018)	Supported (U)	Supported
SOP Class UID	(0008, 0016)	Supported	Supported
Image Specific Level			
Rows	(0020, 0010)	Supported	Supported
Columns	(0020, 0011)	Supported	Supported
Bits Allocated	(0028, 0100)	Supported	Supported
Number of Frames	(0028, 0008)	Supported	Supported

(U) = Unique

Table 30: Study Root Image C-FIND Supported Attributes

Attribute Name	Tag	Query Keys Matching SCP	Query Keys Return SCP
Study Level			
Study Date	(0008, 0020)	Supported	Supported
Study Time	(0008, 0030)	Supported	Supported
Accession Number	(0008, 0050)	Supported	Supported
Patient Name	(0010, 0010)	Supported	Supported
Patient ID	(0010, 0020)	Supported (U)	Supported
Study ID	(0020, 0010)	Supported	Supported
Study Instance UID	(0020, 000D)	Supported (U)	Supported
Modalities in Study	(0008, 0061)	Supported	Supported
Referring Physician's Name	(0008, 0090)	Supported	Supported
Study Description	(0008, 1030)	Supported	Supported
Procedure Code Sequence	(0008, 1032)	Supported	Supported
Code Value	(0008, 0100)	Supported	Supported
Coding Scheme Designator	(0008, 0102)	Supported	Supported
Coding Scheme Version	(0008, 0103)	Supported	Supported
Code Meaning	(0008, 0104)	Supported	Supported
Name of Physician(s) Reading Study	(0008, 1060)	Supported	Supported
Admitting Diagnoses Description	(0008, 1080)	Supported	Supported
Referred Study Sequence	(0008, 1110)	Supported	Supported
Referenced SOP Class UID	(0008, 1150)	Supported	Supported
Referenced SOP Instance UID	(0008, 1155)	Supported	Supported
Referenced Patient Sequence	(0008, 1120)	Supported	Supported
Patient's Birth Date	(0010, 0030)	Supported	Supported
Patient's Birth Time	(0010, 0032)	Supported	Supported
Patient's Sex	(0010, 0040)	Supported	Supported
Other Patient IDs	(0010, 1000)	Supported	Supported
Other Patient Names	(0010, 1001)	Supported	Supported
Patient's Age	(0010, 1010)	Supported	Supported

Table 30: Study Root Image C-FIND Supported Attributes (Continued)

Attribute Name	Tag	Query Keys Matching SCP	Query Keys Return SCP
Patient's Size	(0010, 1020)	Supported	Supported
Patient's Weight	(0010, 1030)	Supported	Supported
Ethnic Group	(0010, 2160)	Supported	Supported
Occupation	(0010, 2180)	Supported	Supported
Additional Patient History	(0010, 21B0)	Supported	Supported
Patient Comments	(0010, 4000)	Supported	Supported
Other Study Numbers	(0020, 1070)	Supported	Supported
Number of Patient Related Studies	(0020, 1200)	Supported	Supported
Number of Patient Related Series	(0020, 1202)	Supported	Supported
Number of Patient Related Instances	(0020, 1204)	Supported	Supported
Number of Study Related Series	(0020, 1206)	Supported	Supported
Number of Study Related Instances	(0020, 1208)	Supported	Supported
Interpretation Author	(4008, 010C)	Supported	Supported
Series Level			
Modality	(0008, 0060)	Supported	Supported
Series Number	(0020, 0011)	Supported	Supported
Series Instance UID	(0020, 000E)	Supported (U)	Supported
Number of Series Related Instances	(0020, 1209)	Supported	Supported
Performed Procedure Step ID	(0040, 0253)	Supported	Supported
Reference Study Component Sequence	(0008, 1111)	Supported	Supported
Referenced SOP Class UID	(0008, 1150)	Supported	Supported
Referenced SOP Instance UID	(0008, 1155)	Supported	Supported
Request Attribute Sequence	(0040, 0275)	Supported	Supported
Requested Procedure ID	(0040, 1001)	Supported	Supported
Scheduled Procedure Step ID	(0040, 0009)	Supported	Supported
Performed Procedure Step Start Date	(0040, 0244)	Supported	Supported
Performed Procedure Step Start Time	(0040, 0245)	Supported	Supported
Body Part Examined	(0018, 0015)	Supported	Supported

Table 30: Study Root Image C-FIND Supported Attributes (Continued)

Attribute Name	Tag	Query Keys Matching SCP	Query Keys Return SCP
Station Name	(0008, 1010)	Supported	Supported
Institution Name	(0008, 0080)	Supported	Supported
Performing Physician's Name	(0008, 1050)	Supported	Supported
Manufacturer	(0008, 0070)	Supported	Supported
Manufacturer's Model Name	(0008, 1090)	Supported	Supported
Series Description	(0008, 103E)	Supported	Supported
Series Date	(0008, 0021)	Supported	Supported
Series Time	(0008, 0031)	Supported	Supported
Protocol Name	(0018, 1030)	Supported	Supported
Composite Object Instance Level			
Instance Number	(0020, 0013)	Supported	Supported
Overlay Number	(0020, 0022)	Supported	Supported
Curve Number	(0020, 0024)	Supported	Supported
LUT Number	(0020, 0026)	Supported	Supported
SOP Instance UID	(0008, 0018)	Supported (U)	Supported
SOP Class UID	(0008, 0016)	Supported	Supported
Image Specific Level			
Rows	(0020, 0010)	Supported	Supported
Columns	(0020, 0011)	Supported	Supported
Bits Allocated	(0028, 0100)	Supported	Supported
Number of Frames	(0028, 0008)	Supported	Supported

Patient/Study Only Image C-FIND Supported Attributes

Attributes for the Patient and Study Levels of the Patient/Study Only Query/Retrieve Information Model are the same as the corresponding attributes for the Patient and Study Levels of the Patient Root Query/Retrieve Information Model. For information about these attributes, see [Table 29](#).

Table 31: Grayscale Soft Copy Presentation State C-FIND Supported Attributes

Attribute Name	Tag	Query Keys Matching SCP	Query Keys Return SCP
GSPS Instance Specific Level			
Presentation Label	(0070, 0080)	Supported	Supported
Presentation Description	(0070, 0081)	Supported	Supported
Presentation Creation Date	(0070, 0082)	Supported	Supported
Presentation Creation Time	(0070, 0083)	Supported	Supported
Presentation Creator's Name	(0070, 0084)	Supported	Supported
Referenced Series Sequence	(0008, 1115)	Supported	Supported
>Series Instance UID	(0020, 000E)	Supported	Supported
>Referenced Image Sequence	(0008, 1140)	Supported	Supported
>>Referenced SOP Class UID	(0008, 1150)	Supported	Supported
>>Referenced SOP Instance UID	(0008, 1155)	Supported	Supported

Table 32: Basic Text SR and Enhanced SR C-FIND Supported Attributes

Attribute Name	Tag	Query Keys Matching SCP	Query Keys Return SCP
SR Instance Specific Level			
Completion Flag	(0040, A491)	Supported	Supported
Verification Flag	(0040, A493)	Supported	Supported
Content Date	(0008, 0023)	Supported	Supported
Content Time	(0008, 0033)	Supported	Supported
Observation Date Time	(0040, A032)	Supported	Supported
Verifying Observer Sequence	(0040, A073)	Supported	Supported
>Verifying Organization	(0040, A027)	Supported	Supported
>Verification DateTime	(0040, A030)	Supported	Supported
>Verifying Observer Name	(0040, A075)	Supported	Supported
>Verifying Observer Identification Code Sequence	(0040, A088)	Supported	Supported

Table 32: Basic Text SR and Enhanced SR C-FIND Supported Attributes (Continued)

Attribute Name	Tag	Query Keys Matching SCP	Query Keys Return SCP
Referenced Request Sequence	(0040, A370)	Supported	Supported
>Study Instance UID	(0020, 000D)	Supported	Supported
>Accession Number	(0008, 0050)	Supported	Supported
>Requested Procedure ID	(0040, 1000)	Supported	Supported
>Requested Procedure Code Sequence	(0032, 1064)	Supported	Supported
>>Code Value	(0008, 0100)	Supported	Supported
>>Code Scheme Designator	(0008, 0102)	Supported	Supported
>>Code Scheme Version	(0008, 0103)	Supported	Supported
>>Code Meaning	(0008, 0104)	Supported	Supported
Concept Name Code Sequence	(0040, A043)	Supported	Supported
>Code Value	(0008, 0100)	Supported	Supported
>Coding Scheme Designator	(0008, 0102)	Supported	Supported
>Coding Scheme Version	(0008, 0103)	Supported	Supported
>Code Meaning	(0008, 0104)	Supported	Supported

C-FIND Status Codes

If the Proxy returns one of the following status codes for C-FIND then the operation was unsuccessful. All status codes are in hexadecimal.

0110 (Processing Failure) - Indicates that an unknown error occurred during the query.

C000 (Data Set Read Error) - Indicates that there was an error reading the query parameters data set. This may be returned if the data set is corrupted. The Error Comment field of the status will be populated with a description of the error encountered.

C001 (Unable To Process) - Indicates that the Proxy was unable to fully process the query. The Error Comment field of the status will be populated with a description of the error encountered.

A900 (Identifier Does Not Match SOP Class) - Indicates that the query parameter data set did not conform to the requirements of the presentation context it was received across.

FE00 (Matching Terminated Due To Cancel Request) - Indicates that the query operation was terminated by the remote application entity prior to completion.

A700 (Out Of Resources) - Indicates that the Proxy ran out of resources to process the query request.

If the Proxy returns one of the following status codes for C-MOVE then the operation was unsuccessful. All status codes are in hexadecimal.

0110 (Processing Failure) - Indicates that an unknown error occurred during the query.

C000 (Data Set Read Error) - Indicates that there was an error reading the move parameters data set. This may be returned if the data set is corrupted. The Error Comment field of the status will be populated with a description of the error encountered.

C001 (Unable To Process) - Indicates that the Proxy was unable to fully process the move. The Error Comment field of the status will be populated with a description of the error encountered.

A900 (Identifier Does Not Match SOP Class) - Indicates that the move parameter data set did not conform to the requirements of the presentation context it was received across.

FE00 (Sub-Operations Terminated Due To Cancel Request) - Indicates that the move request was terminated by the remote application entity prior to completion.

A701 (Unable To Calculate Number Of Matches) - Indicates that the Proxy was unable to calculate the number of matching objects for this move request. May be due to lack of resources.

A702 (Unable To Perform Sub-Operations) - Indicates that the Proxy was unable to perform the storage sub-operations. May be due to lack of resources.

A801 (Move Destination Unknown) - Indicates that the Proxy was unable to connect to the move destination (C-MOVE only).

Query implementation specifics

The SCUs are recommended to append wildcard "*" at the end of each component of any structured name to facilitate matching.

Presentation Context Acceptance Criterion

There is no prioritization used for the acceptance of presentation contexts. Any combination of supported transfer syntax and abstract syntax is accepted, in case the product is configured for them.

Transfer Syntax Selection Policies

The Proxy selects transfer syntaxes in Acceptor first mode: the first transfer syntax in the Proxy's list of allowable transfer syntaxes that also exists in the proposed transfer syntax list will be selected.

Respond to a Retrieve Request from a Remote System

Associated Real-World Activity

When the Proxy receives a request for retrieval (C-MOVE), it will first resolve the request against the underlying database and then the other archives on the network. If any objects are found, it will attempt to establish an association over which to store the found objects (C-MOVE and move-thru only). If the association is established, it will retrieve the found objects from the underlying platform or archive and store them over the association, returning pending responses to the retrieval request initiator.

Presentation Context Table

The Enterprise Archive Manager will accept the following Transfer Syntaxes for each presentation context in an association it receives:

Table 33: Presentation Context Table

Abstract Syntax		Transfer Syntax		Role	Extended Negotiation
Name	UID	Name	UID		
Patient Root Query/Retrieve Information Model - MOVE	1.2.840.10008.5.1.4.1.2.1.2	Little Endian Explicit VR	1.2.840.10008.1.2.1	SCP	Relational
		Little Endian Implicit VR	1.2.840.10008.1.2		
		Big Endian Explicit VR	1.2.840.10008.1.2.2		
		Deflated Little Endian Explicit VR	1.2.840.10008.1.2.1.99		
Study Root Query/Retrieve Information Model - MOVE	1.2.840.10008.5.1.4.1.2.2.2	Little Endian Explicit VR	1.2.840.10008.1.2.1	SCP	Relational
		Little Endian Implicit VR	1.2.840.10008.1.2		
		Big Endian Explicit VR	1.2.840.10008.1.2.2		
		Deflated Little Endian Explicit VR	1.2.840.10008.1.2.1.99		
Patient/Study Only Query/Retrieve Information Model - MOVE	1.2.840.10008.5.1.4.1.2.3.2	Little Endian Implicit VR	1.2.840.10008.1.2	SCP	Relational
		Big Endian Explicit VR	1.2.840.10008.1.2.2		
		Deflated Little Endian Explicit VR	1.2.840.10008.1.2.1.99		

SOP Specific Conformance for All Query/Retrieve SOP Classes

C-MOVE Status Codes

If the Enterprise Archive Manager returns one of the following status codes for C-MOVE then the operation was unsuccessful. All status codes are in hexadecimal.

0110 (Processing Failure) - Indicates that an unknown error occurred during the query.

C000 (Data Set Read Error) - Indicates that there was an error reading the move/get parameters data set. This may be returned if the data set is corrupted. The Error Comment field of the status will be populated with a description of the error encountered.

C001 (Unable To Process) - Indicates that the archive was unable to fully process the move/get. The Error Comment field of the status will be populated with a description of the error encountered.

A900 (Identifier Does Not Match SOP Class) - Indicates that the move/get parameter data set did not conform to the requirements of the presentation context it was received across.

FE00 (Sub-Operations Terminated Due To Cancel Request) - Indicates that the move/get request was terminated by the remote application entity prior to completion.

A701 (Unable To Calculate Number Of Matches) - Indicates that the archive was unable to calculate the number of matching objects for this move/get request. May be due to lack of resources.

A702 (Unable To Perform Sub-Operations) - Indicates that the archive was unable to perform the storage sub-operations. May be due to lack of resources.

A801 (Move Destination Unknown) - Indicates that the archive was unable to connect to the move destination.

Presentation Context Acceptance Criterion

There is no prioritization used for the acceptance of presentation contexts. Any combination of supported transfer syntax and abstract syntax is accepted, in case the product is configured for them.

Transfer Syntax Selection Policies

The Proxy selects transfer syntaxes in Acceptor first mode: the first transfer syntax in the Proxy's list of allowable transfer syntaxes that also exists in the proposed transfer syntax list will be selected.

Accepting a Storage Commitment Request from a Remote System

Associated Real-World Activity

When the Proxy receives a storage commitment request (N-ACTION) it will immediately respond with a status of success. It will then attempt to locate all objects in the Archive Manager and Advanced Visualization for which storage commitment was requested. Once it has located the objects, it will establish an association back to the requesting entity and will send a storage commitment response (N-EVENT-REPORT), detailing all objects that were/were not found. Upon completion of the N-EVENT-REPORT, it will close the association.

Proposed Presentation Contexts

The Proxy will accept the following Transfer Syntaxes for each presentation context in an association it receives:

Table 34: Presentation Context Table

Abstract Syntax		Transfer Syntax		Role	Extended Negotiation
Name	UID	Name	UID		
Storage Commitment Push Model	1.2.840.10008.1.20.1	Little Endian Explicit VR	1.2.840.10008.1.2.1	SCP	None
		Little Endian Implicit VR	1.2.840.10008.1.2		
		Big Endian Explicit VR	1.2.840.10008.1.2.2		
		Deflated Little Endian Explicit VR	1.2.840.10008.1.2.1.99		

SOP Specific Conformance for Storage Commitment Push SOP Class

The Proxy conforms to the SOP of the Storage Commitment Push Service Class fully.

Extended negotiation is not supported for the Storage Commitment Push Service Class.

If the Proxy returns one of the following status codes for N-ACTION, then the request for storage commitment was unsuccessful.

0119 (Class-instance conflict) - Indicates that the SOP Instance UID sent in the N-ACTION-RQ was not the Storage Commitment Push Model SOP Instance UID (1.2.840.10008.1.20.1.1).

0110 (Processing Failure) - Indicates that an unknown error occurred during the storage commitment.

Presentation Context Acceptance Criterion

There is no prioritization used for the acceptance of presentation contexts. Any combination of supported transfer syntax and abstract syntax is accepted, in case the product is configured for them.

Transfer Syntax Selection Policies

The Proxy selects transfer syntaxes in Acceptor first mode: the first transfer syntax in the archive's list of allowable transfer syntaxes that also exists in the proposed transfer syntax list will be selected.

Worklist Manager Specification

This Application Entity provides Standard Conformance to the following DICOM V3.0 SOP Classes as an SCU and/or SCP (as indicated in the table):

SOP Class Name	SOP Class UID	SCU/SCP
Verification		
Verification	1.2.840.10008.1.1	N / Y
Modality Worklist		
Modality Worklist Information Model - FIND	1.2.840.10008.5.1.4.31	N / Y

Association Establishment Policies

General

The Worklist Manager never initiates DICOM associations. The Worklist Manager has configurable Maximum PDU sizes - both sent and received (the default is 50kb, both sent and received).

Number of Associations

The Worklist Manager will accept any number of simultaneous associations up to a configurable limit. The default limit (which may be increased or decreased) is 200 simultaneous connections. The maximum limit on the number of simultaneous associations is dependent on the number of open file descriptors by the underlying operating system.

Asynchronous Nature

The Worklist Manager will allow any number of asynchronous operations, whether invoked or performed. The number of asynchronous operations is configurable.

Implementation Identifying Information

The Worklist Manager will provide a single Implementation Class UID and Implementation Version Name as follows:

Worklist Manager Implementation Class UID	1.2.826.0.1.3680043.2.133.1.3
Implementation Version Name	8.40.0

Association Initiation by Real-World Activity

The Worklist Manager does not initiate associations.

Association Acceptance Policy

The Worklist Manager is configurable to allow security restrictions ranging from no restrictions (promiscuous mode) to limiting successful association negotiation to a known set of remote AEs for a configurable set of SOP classes.

If security is turned on, association attempts by unknown application entities will be rejected outright and proposed presentation contexts from known remote application entities may be rejected based on their allowed security permissions (allowable service classes for the AE).

Respond to a Verification Request from a Remote System

Associated Real-World Activity

When the Worklist Manager receives a verification request (C-ECHO), it will respond with a status of success if possible.

Presentation Context Table

The Worklist Manager will accept the following Transfer Syntaxes for each presentation context in an association it receives:

Table 35: Presentation Context Table

Abstract Syntax		Transfer Syntax		Role	Extended Negotiation
Name	UID	Name	UID		
Verification	1.2.840.10008.1.1	Little Endian Explicit VR	1.2.840.10008.1.2.1	SCP	None
		Little Endian Implicit VR	1.2.840.10008.1.2		
		Big Endian Explicit VR	1.2.840.10008.1.2.2		

SOP Specific Conformance - Verification

The Worklist Manager fully conforms to the SOP of the Verification Service class.

Extended negotiation is not supported for the Verification Service Class.

If the Worklist Manager returns anything other than success, then the C-ECHO request failed.

Presentation Context Acceptance Criterion

There is no prioritization used for the acceptance of presentation contexts. Any combination of supported transfer syntax and abstract syntax is accepted, in case the product is configured for them.

Transfer Syntax Selection Policies

The Worklist Manager selects transfer syntaxes in Acceptor first mode: the first transfer syntax in the Worklist Manager's list of allowable transfer syntaxes that also exists in the proposed transfer syntax list will be selected.

Respond to a Modality Worklist (MWL) Query Request from a Remote System

Associated Real-World Activity

This activity is initiated by an SCU, typically an imaging modality, which wishes to query the Worklist Manager for information related to Scheduled Procedure Steps and entities related to the Scheduled Procedure Steps. Part of this information is use by the imaging modality itself, but much of the information is intended to be presented to the modality operator.

Presentation Context Table

The Worklist Manager will accept the following Transfer Syntaxes for each presentation context in an association it receives:

Table 36: Presentation Context Table

Abstract Syntax		Transfer Syntax		Role	Extended Negotiation
Name	UID	Name	UID		
Modality Worklist Information Model - FIND	1.2.840.10008.5.1.4.31	Little Endian Explicit VR	1.2.840.10008.1.2.1	SCP	None
		Little Endian Implicit VR	1.2.840.10008.1.2		
		Big Endian Explicit VR	1.2.840.10008.1.2.2		

SOP Specific Conformance

Worklist Manager provides standard conformance to the DICOM Modality Worklist SOP Class as an SCP.

The Worklist Manager supports all required matching key types and all allowable optional matching key attributes.

Subject to availability from the HIS/RIS, the Worklist Manager supports virtually all required and optional return key attributes.

Worklist Manager supports the following elements for this SOP class:

Attribute Name	Tag	Query Keys Matching SCP	Query Keys Return SCP
SOP Common Module			
SOP Class UID	(0008,0016)	Supported	Supported
SOP Instance UID	(0008,0018)	Supported (U)	Supported
Specific Character Set	(0008,0005)	Supported	Supported
Instance Creation Date	(0008,0012)	Supported	Supported
Instance Creation Time	(0008,0013)	Supported	Supported
Instance Creator UID	(0008,0014)	Supported	Supported
Instance Number	(0020,0013)	Supported	Supported
Patient Relationship Module			
Referenced Visit Sequence	(0008,1125)	Supported	Supported

Attribute Name	Tag	Query Keys Matching SCP	Query Keys Return SCP
> Referenced SOP Class UID	(0008,1150)	Supported	Supported
> Referenced SOP Instance UID	(0008,1155)	Supported	Supported
Referenced Patient Alias Sequence	(0038,0004)	Supported	Supported
> Referenced SOP Class UID	(0008,1150)	Supported	Supported
> Referenced SOP Instance UID	(0008,1155)	Supported	Supported
Patient Identification Module			
Patient Name	(0010,0010)	Supported	Supported
Patient ID	(0010,0020)	Supported	Supported
Issuer of Patient ID	(0010,0021)	Supported	Supported
Other Patient IDs	(0010,1000)	Supported	Supported
Other Patient Names	(0010,1001)	Supported	Supported
Patient's Birth Name	(0010,1005)	Supported	Supported
Patient's Mother's Birth Name	(0010,1060)	Supported	Supported
Medical Record Locator	(0010,1090)	Supported	Supported
Patient Demographic Module			
Patient's Age	(0010,1010)	Supported	Supported
Occupation	(0010,2180)	Supported	Supported
Patient Data Confidentiality Constraint Description	(0040,3001)	Supported	Supported
Patient's Birth Date	(0010,0030)	Supported	Supported
Patient's Birth Time	(0010,0032)	Supported	Supported
Patient's Sex	(0010,0040)	Supported	Supported
Patient's Insurance Plan Code Sequence	(0010,0050)	Supported	Supported
> Code Value	(0008,0100)	Supported	Supported
> Coding Scheme Designator	(0008,0102)	Supported	Supported
> Coding Scheme Version	(0008,0103)	Supported	Supported
> Code Meaning	(0008,0104)	Supported	Supported
Patient's Size	(0010,1020)	Supported	Supported
Patient's Weight	(0010,1030)	Supported	Supported
Patient's Address	(0010,1040)	Supported	Supported

Attribute Name	Tag	Query Keys Matching SCP	Query Keys Return SCP
Military Rank	(0010,1080)	Supported	Supported
Branch of Service	(0010,1081)	Supported	Supported
County of Residence	(0010,2150)	Supported	Supported
Region of Residence	(0010,2152)	Supported	Supported
Patient's Telephone Numbers	(0010,2154)	Supported	Supported
Ethnic Group	(0010,2160)	Supported	Supported
Patient's Religious Preference	(0010,21F0)	Supported	Supported
Patient Comments	(0010,4000)	Supported	Supported
Patient Medical Module			
Medical Alerts	(0010,2000)	Supported	Supported
Contrast Allergies	(0010,2110)	Supported	Supported
Smoking Status	(0010,21A0)	Supported	Supported
Additional Patient History	(0010,21B0)	Supported	Supported
Pregnancy Status	(0010,21C0)	Supported	Supported
Last Menstrual Date	(0010,21D0)	Supported	Supported
Special Needs	(0038,0050)	Supported	Supported
Patient State	(0038,0500)	Supported	Supported
Visit Relationship Module			
Referenced Patient Sequence	(0008,1120)	Supported	Supported
> Referenced SOP Class UID	(0008,1150)	Supported	Supported
> Referenced SOP Instance UID	(0008,1155)	Supported	Supported
Visit Identification Module			
Institution Name	(0008,0080)	Supported	Supported
Institution Address	(0008,0081)	Supported	Supported
Institution Code Sequence	(0008,0082)	Supported	Supported
> Code Value	(0008,0100)	Supported	Supported
> Coding Scheme Designator	(0008,0102)	Supported	Supported
> Coding Scheme Version	(0008,0103)	Supported	Supported
> Code Meaning	(0008,0104)	Supported	Supported

Attribute Name	Tag	Query Keys Matching SCP	Query Keys Return SCP
Admission ID	(0038,0010)	Supported	Supported
Issuer of Admission ID	(0038,0011)	Supported	Supported
Visit Status Module			
Visit Status ID	(0038,0008)	Supported	Supported
Current Patient Location	(0038,0300)	Supported	Supported
Patient's Institutional Residence	(0038,0400)	Supported	Supported
Visit Comments	(0038,4000)	Supported	Supported
Visit Admission Module			
Referring Physician's Name	(0008,0090)	Supported	Supported
Referring Physician's Address	(0008,0092)	Supported	Supported
Referring Physician's Phone Numbers	(0008,0094)	Supported	Supported
Admitting Diagnosis Description	(0008,1080)	Supported	Supported
Admitting Diagnosis Code Sequence	(0008,1084)	Supported	Supported
> Code Value	(0008,0100)	Supported	Supported
> Coding Scheme Designator	(0008,0102)	Supported	Supported
> Coding Scheme Version	(0008,0103)	Supported	Supported
> Code Meaning	(0008,0104)	Supported	Supported
Route of Admissions	(0038,0016)	Supported	Supported
Admitting Date	(0038,0020)	Supported	Supported
Admitting Time	(0038,0021)	Supported	Supported
Scheduled Procedure Step Module			
Scheduled Procedure Step Sequence	(0040,0100)	Supported	Supported
> Scheduled Station AE Title	(0040,0001)	Supported	Supported
> Scheduled Station Name	(0040,0010)	Supported	Supported
> Scheduled Procedure Step Location	(0040,0011)	Supported	Supported
> Scheduled Procedure Step Start Date	(0040,0002)	Supported	Supported
> Scheduled Procedure Step Start Time	(0040,0003)	Supported	Supported
> Scheduled Procedure Step End Date	(0040,0004)	Supported	Supported
> Scheduled Procedure Step End Time	(0040,0005)	Supported	Supported

Attribute Name	Tag	Query Keys Matching SCP	Query Keys Return SCP
> Scheduled Performing Physician's Name	(0040,0006)	Supported	Supported
> Scheduled Procedure Step Description	(0040,0007)	Supported	Supported
> Scheduled Protocol Sequence	(0040,0008)	Supported	Supported
>> Code Value	(0008,0100)	Supported	Supported
>> Coding Scheme Designator	(0008,0102)	Supported	Supported
>> Coding Scheme Version	(0008,0103)	Supported	Supported
>> Code Meaning	(0008,0104)	Supported	Supported
>> Protocol Context Sequence	(0040, 0440)	Not Supported	Not Supported
> Scheduled Procedure Step ID	(0040,0009)	Supported	Supported
> Scheduled Procedure Step Status	(0040,0020)	Supported	Supported
> Comments on the Scheduled Procedure Step	(0040,0400)	Supported	Supported
> Modality	(0008,0060)	Supported	Supported
> Requested Contrast Agent	(0032,1070)	Supported	Supported
> Pre-medication	(0040,0012)	Supported	Supported
Requested Procedure Step Module			
Requested Procedure ID	(0040,1001)	Supported	Supported
Reason for the Requested Procedure	(0040,1002)	Supported	Supported
Requested Procedure Comments	(0040,1400)	Supported	Supported
Requested Procedure Code Sequence	(0032,1064)	Supported	Supported
> Code Value	(0008,0100)	Supported	Supported
> Coding Scheme Designator	(0008,0102)	Supported	Supported
> Coding Scheme Version	(0008,0103)	Supported	Supported
> Code Meaning	(0008,0104)	Supported	Supported
Study Instance UID	(0020,000D)	Supported	Supported
Referenced Study Sequence	(0008,1110)	Supported	Supported
> Referenced SOP Class UID	(0008,1150)	Supported	Supported
> Referenced SOP Instance UID	(0008,1155)	Supported	Supported
Requested Procedure Description	(0032,1060)	Supported	Supported
Requested Procedure Priority	(0040,1003)	Supported	Supported

Attribute Name	Tag	Query Keys Matching SCP	Query Keys Return SCP
Patient Transport Arrangements	(0040,1004)	Supported	Supported
Requested Procedure Location	(0040,1005)	Supported	Supported
Confidentiality Code	(0040,1008)	Supported	Supported
Reporting Priority	(0040,1009)	Supported	Supported
Names of Intended Recipients of Results	(0040,1010)	Supported	Supported
Imaging Service Request Module			
Reason for the Imaging Service Request	(0040,2001)	Supported	Supported
Imaging Service Request Comments	(0040,2400)	Supported	Supported
Requesting Physician	(0032,1032)	Supported	Supported
Referring Physician's Name	(0008,0090)	Supported	Supported
Requesting Service	(0032,1033)	Supported	Supported
Accession Number	(0008,0050)	Supported	Supported
Issuing Date of Imaging Service Request	(0040,2004)	Supported	Supported
Issuing Time of Imaging Service Request	(0040,2005)	Supported	Supported
Placer Order Number / Imaging Service Request	(0040,2016)	Supported	Supported
Filler Order Number / Imaging Service Request	(0040,2017)	Supported	Supported
Order Entered By...	(0040,2008)	Supported	Supported
Order Enterer's Location	(0040,2009)	Supported	Supported
Order Callback Number	(0040,2010)	Supported	Supported

(U) = Unique

C-FIND Status Codes - Modality Worklist Query

The Worklist Manager shall return, via the C-FIND response primitive, the C-FIND Response Status Code applicable to the associated request.

If the Worklist Manager returns one of the following status codes for C-FIND then the operation was unsuccessful. All status codes are in hexadecimal.

0110(Processing Failure) - Indicates that an unknown error occurred during the query.

C000 (Data Set Read Error) - Indicates that there was an error reading the query parameters data set. This may be returned if the data set is corrupted. The Error Comment field of the status will be populated with a description of the error encountered.

C001 (Unable To Process) - Indicates that the archive was unable to fully process the query. The Error Comment field of the status will be populated with a description of the error encountered.

A900 (Identifier Does Not Match SOP Class) - Indicates that the query parameter data set did not conform to the requirements of the presentation context it was received across.

FE00 (Matching Terminated Due To Cancel Request) - Indicates that the query operation was terminated by the remote application entity prior to completion.

A700 (Out Of Resources) - Indicates that the archive ran out of resources to process the query request.

DICOM PS 3.4-2003 Table K.4-1 defines the status values specific to this SOP Class and DIMSE Service.

Query implementation specifics - Modality Worklist Query

When the Worklist Manager receives a Modality Worklist Query request it will resolve the request against the underlying database and return all matching items (general purpose scheduled procedure steps) and requested return keys to the query initiator.

Person Names are stored in the database in uppercase. All VR PN attributes found in query datasets will be converted to uppercase before a database query is made.

Because of this, the system in effect supports case-insensitive matching for PN VR attributes.

Per the recommendation by IHE, SCUs are recommended to append wildcard "*" at the end of each component of any structured name to facilitate matching.

Presentation Context Acceptance Criterion

There is no prioritization used for the acceptance of presentation contexts. Any combination of supported transfer syntax and abstract syntax is accepted, in case the product is configured for them.

Transfer Syntax Selection Policies

The Worklist Manager selects transfer syntaxes in Acceptor first mode: the first transfer syntax in the Worklist Manager's list of allowable transfer syntaxes that also exists in the proposed transfer syntax list will be selected.

Prefetcher Specification

This Application Entity provides Standard Conformance to the following DICOM V3.0 SOP Classes as an SCU and/or SCP (as indicated in the table):

SOP Class Name	SOP Class UID	SCU/SCP
BSCN		
Basic Study Content Notification	1.2.840.10008.1.9	N / Y
Query/Retrieve		
Study Root Query/Retrieve Information Model - FIND	1.2.840.10008.5.1.4.1.2.2.1	Y / N
Study Root Query/Retrieve Information Model - MOVE	1.2.840.10008.5.1.4.1.2.2.2	Y / N

Association Establishment Policies

General

The Prefetcher is capable of querying and making move requests to other DICOM archives according to user configurable rules. This feature is known as "prefetching." When performing prefetching functions, the

Prefetcher will attempt to establish associations with remote application entities in order to query for and request the move of objects.

The Prefetcher has configurable Maximum PDU sizes, both sent and received (the default is 50KB, both sent and received).

Number of Associations

The Prefetcher will establish any number of simultaneous associations performing DICOM Queries, depending only on the environmental triggering events and the rule implementations.

The Prefetcher will establish any number of associations performing DICOM Moves, up to a configurable limit. This limit is configurable from the Prefetcher administration utilities and is specific to the AE of the Move SCP. Distinct Move SCPs can have distinct limits.

Asynchronous Nature

The Prefetcher will accept only 1 operation per association as a BSCN SCU.

In all SOP Classes where the Prefetcher acts as an SCP, the Prefetcher will invoke only 1 operation per association.

Implementation identifying Information

The Pre-fetcher will provide a single Implementation Class UID and Implementation Version Name as follows:

Pre-fetcher Implementation Class UID (BSCN SCP, Query SCU)	1.2.826.0.1.3680043.2.133.1.4.2
Pre-fetcher Implementation Class UID (Move SCU)	1.2.826.0.1.3680043.2.133.1.4.1
Implementation Version Name	8.40.0

Association Initiation by Real-World Activity

The Prefetcher will initiate an association to a remote entity when triggered by receipt of an event, which causes a configured prefetching rule to look for priors. Additionally, the Prefetcher will initiate an association to a remote device at the scheduled delivery time of priors.

Query a Remote DICOM Device

Associated Real-World Activity

A triggering event (receipt of an HL7 or BSCN message) invokes a prefetch rule. The pre-fetcher will initiate an association to the configured destination to search for data which that may be relevant older procedures performed. The search queries for data based on the following:

- A matching patient.
- Prior images of a patient.
- Objects within a study.

Proposed Presentation Contexts

The Prefetcher will propose the following Transfer Syntaxes for each presentation context in an association it initiates:

Table 37: Presentation Context Table

Abstract Syntax		Transfer Syntax		Role	Extended Negotiation
Name	UID	Name	UID		
Study Root Query/Retrieve Information Model - FIND	1.2.840.10008.5.1.4.1.2.2.1	Little Endian Explicit VR	1.2.840.10008.1.2.1	SCU	None
		Little Endian Implicit VR	1.2.840.10008.1.2		
		Big Endian Explicit VR	1.2.840.10008.1.2.2		
		Deflated Little Endian Explicit VR	1.2.840.10008.1.2.1.99		

SOP Specific Conformance Statement for Query SOP Class

Query Attributes

The query attributes can vary depending on the configured rules, which can add arbitrary tags to the query using an internal API. However, the following attributes are included in the queries by default:

Table 38: Patient Level Query

Attribute Tag	Element Name
(0010, 0010)	Patient Name
(0010, 0020)	Patient ID
(0010, 0021)	Issuer of Patient ID
(0010, 0030)	Patient Birth Date
(0010, 0040)	Patient Sex

Table 39: Study Level Query

Attribute Tag	Element Name
(0008, 0020)	Study Date
(0008, 0030)	Study Time
(0008, 0050)	Accession Number
(0008, 0061)	Modalities In Study
(0020, 000D)	Study Instance UID
(0020, 0010)	Study ID

Request a Move Association to a Remote System

Associated Real-World Activity

A prefetch order previously scheduled is due for delivery. The Prefetcher will make C-MOVE requests to the source entity of the prior exam determined to be needed by the rule.

Proposed Presentation Contexts

The Prefetcher will propose the following Transfer Syntaxes for each presentation context in an association it initiates:

Table 40: Presentation Context Table

Abstract Syntax		Transfer Syntax		Role	Extended Negotiation
Name	UID	Name	UID		
Study Root Query/Retrieve Information Model - MOVE	1.2.840.10008.5.1.4.1.2.2.2	Little Endian Explicit VR	1.2.840.10008.1.2.1	SCU	None
		Little Endian Implicit VR	1.2.840.10008.1.2		
		Big Endian Explicit VR	1.2.840.10008.1.2.2		
		Deflated Little Endian Explicit VR	1.2.840.10008.1.2.1.99		

SOP Specific Conformance Statement for Move SOP Class

Query Attributes

The move request attributes can vary depending on the configured patient resolution strategy. Not all patient level attributes may be present as a result of said strategy. The following is a super set of possible attributes:

Table 41: Study Level Move

Attribute Tag	Element Name
(0010, 0010)	Patient Name
(0010, 0020)	Patient ID
(0010, 0021)	Issuer of Patient ID
(0010, 0030)	Patient Birth Date
(0010, 0032)	Patient Birth Time
(0010, 0040)	Patient Sex
(0020, 000D)	Study Instance UID

Table 42: Image Level Move

Attribute Tag	Element Name
(0008, 0018)	SOP Instance UID
(0010, 0010)	Patient Name

Table 42: Image Level Move (Continued)

Attribute Tag	Element Name
(0010, 0020)	Patient ID
(0010, 0021)	Issuer of Patient ID
(0010, 0030)	Patient Birth Date
(0010, 0032)	Patient Birth Time
(0010, 0040)	Patient Sex
(0020, 000D)	Study Instance UID
(0020, 000E)	Series Instance UID

Association Acceptance Policy

The Prefetcher accepts only BSCN messages. All remaining DICOM activity performed by the Prefetcher is in a SCU role. Acceptance of BSCN messages is used to support triggering of Prefetch rules.

Receive a BSCN message from a Remote System

Associated Real-World Activity

The Prefetcher supports only BSCN storage. Any other association types will be rejected. The associated data set of a BSCN will be used internally for triggering prefetching. The data set is not persisted, or retransmitted.

Presentation Context Tables

The following presentation contexts are supported by the Prefetcher during association establishment:

Table 43: Presentation Context Table

Abstract Syntax		Transfer Syntax		Role	Extended Negotiation
Name	UID	Name	UID		
Basic Study Content Notification	1.2.840.10008.1.9	Little Endian Explicit VR	1.2.840.10008.1.2.1	SCP	None
		Little Endian Implicit VR	1.2.840.10008.1.2		
		Big Endian Explicit VR	1.2.840.10008.1.2.2		
		Deflated Little Endian Explicit VR	1.2.840.10008.1.2.1.99		

SOP Specific Conformance for all Storage SOP Classes

The Prefetcher does not store images, and therefore does not verify their storage. As a result, the response BSCN Status Code is always: 0x003 Success.

The Prefetcher will as a result of a BSCN trigger internal prefetching rules that have expressed interest in these types of events. The result of rule execution is determined by the rule implementation. Typically, a rule will query a storage AE for related images and schedule the transfer (C-MOVE) of those images to another AE.

Presentation Context Acceptance Criterion

There is no prioritization used for the acceptance of presentation contexts. Any combination of supported transfer syntax and abstract syntax is accepted, in case the product is configured for them.

Transfer Syntax Selection Policies

The Prefetcher always selects a transfer syntax using an acceptor first policy.

Acceptor first - the first transfer syntax in the Prefetcher's list of allowable transfer syntaxes that also exists in the proposed transfer syntax list will be selected.

Technologist Workflow (TWF) Specification

This Application Entity provides Standard Conformance to the following DICOM V3.0 SOP Classes as an SCP:

SOP Class Name	SOP Class UID	SCU/SCP
Verification		
Verification	1.2.840.10008.1.1	N / Y
Storage		
12-lead ECG Waveform Storage	1.2.840.10008.5.1.4.1.1.9.1.1	N / Y
Ambulatory ECG Waveform Storage	1.2.840.10008.5.1.4.1.1.9.1.3	N / Y
Basic Text SR Storage	1.2.840.10008.5.1.4.1.1.88.11	N / Y
Basic Voice Audio Waveform Storage	1.2.840.10008.5.1.4.1.1.9.4.1	N / Y
Cardiac Electrophysiology Waveform Storage	1.2.840.10008.5.1.4.1.1.9.3.1	N / Y
Comprehensive SR Storage	1.2.840.10008.5.1.4.1.1.88.33	N / Y
Computed Radiography Image Storage	1.2.840.10008.5.1.4.1.1.1	N / Y
CT Image Storage	1.2.840.10008.5.1.4.1.1.2	N / Y
Enhanced CT Image Storage	1.2.840.10008.5.1.4.1.1.2.1	N / Y
Digital X-Ray Image Storage (Presentation)	1.2.840.10008.5.1.4.1.1.1.1	N / Y
Digital X-Ray Image Storage (Processing)	1.2.840.10008.5.1.4.1.1.1.1.1	N / Y
Digital Mammography Image Storage (Presentation)	1.2.840.10008.5.1.4.1.1.1.2	N / Y
Digital Mammography Image Storage (Processing)	1.2.840.10008.5.1.4.1.1.1.2.1	N / Y
Digital Intra-oral X-Ray Image Storage (Presentation)	1.2.840.10008.5.1.4.1.1.1.3	N / Y
Digital Intra-oral X-Ray Image Storage (Processing)	1.2.840.10008.5.1.4.1.1.1.3.1	N / Y
Enhanced SR Storage	1.2.840.10008.5.1.4.1.1.88.22	N / Y
General ECG Waveform Storage	1.2.840.10008.5.1.4.1.1.9.1.2	N / Y

SOP Class Name	SOP Class UID	SCU/SCP
Grayscale Softcopy Presentation State Storage	1.2.840.10008.5.1.4.1.1.11.1	N / Y
Hardcopy Color Image Storage	1.2.840.10008.5.1.1.30	N / Y
Hardcopy Grayscale Image Storage	1.2.840.10008.5.1.1.29	N / Y
Hemodynamic Waveform Storage	1.2.840.10008.5.1.4.1.1.9.2.1	N / Y
Key Object Selection Document	1.2.840.10008.5.1.4.1.1.88.59	N / Y
Mammography CAD SR	1.2.840.10008.5.1.4.1.1.88.50	N / Y
Multi-frame Single Bit Secondary Capture Image Storage	1.2.840.10008.5.1.4.1.1.7.1	N / Y
Multi-frame Grayscale Byte Secondary Capture Image Storage	1.2.840.10008.5.1.4.1.1.7.2	N / Y
Multi-frame Grayscale Word Secondary Capture Image Storage	1.2.840.10008.5.1.4.1.1.7.3	N / Y
Multi-frame True Color Secondary Capture Image Storage	1.2.840.10008.5.1.4.1.1.7.4	N / Y
MR Image Storage	1.2.840.10008.5.1.4.1.1.4	N / Y
Enhanced MR Image Storage	1.2.840.10008.5.1.4.1.1.4.1	N / Y
Nuclear Medicine Image Storage	1.2.840.10008.5.1.4.1.1.20	N / Y
Nuclear Medicine Image Storage (Retired)	1.2.840.10008.5.1.4.1.1.5	N / Y
Positron Emission Tomography Image Storage	1.2.840.10008.5.1.4.1.1.128	N / Y
RT Beams Treatment Record Storage	1.2.840.10008.5.1.4.1.1.481.4	N / Y
RT Brachy Treatment Record Storage	1.2.840.10008.5.1.4.1.1.481.6	N / Y
RT Dose Storage	1.2.840.10008.5.1.4.1.1.481.2	N / Y
RT Image Storage	1.2.840.10008.5.1.4.1.1.481.1	N / Y
RT Plan Storage	1.2.840.10008.5.1.4.1.1.481.5	N / Y
RT Structure Set Storage	1.2.840.10008.5.1.4.1.1.481.3	N / Y
RT Treatment Summary Record Storage	1.2.840.10008.5.1.4.1.1.481.7	N / Y
Secondary Capture Image Storage	1.2.840.10008.5.1.4.1.1.7	N / Y
Stand-alone Curve Storage	1.2.840.10008.5.1.4.1.1.9	N / Y
Stand-alone Modality LUT Storage	1.2.840.10008.5.1.4.1.1.10	N / Y
Stand-alone Overlay Storage	1.2.840.10008.5.1.4.1.1.8	N / Y
Stand-alone VOI LUT Storage	1.2.840.10008.5.1.4.1.1.11	N / Y

SOP Class Name	SOP Class UID	SCU/SCP
Standalone PET Curve Storage	1.2.840.10008.5.1.4.1.1.129	N / Y
Stored Print Storage	1.2.840.10008.5.1.1.27	N / Y
Ultrasound Image Storage	1.2.840.10008.5.1.4.1.1.6.1	N / Y
Ultrasound Image Storage (Retired)	1.2.840.10008.5.1.4.1.1.6	N / Y
Ultrasound Multi-frame Image Storage	1.2.840.10008.5.1.4.1.1.3.1	N / Y
Ultrasound Multi-frame Image Storage (Retired)	1.2.840.10008.5.1.4.1.1.3	N / Y
VL Endoscopic Image Storage	1.2.840.10008.5.1.4.1.1.77.1.1	N / Y
VL Microscopic Image Storage	1.2.840.10008.5.1.4.1.1.77.1.2	N / Y
VL Slide-Coordinates Microscopic Image Storage	1.2.840.10008.5.1.4.1.1.77.1.3	N / Y
VL Photographic Image Storage	1.2.840.10008.5.1.4.1.1.77.1.4	N / Y
X-Ray Angiographic Bi-Plane Image Storage (retired)	1.2.840.10008.5.1.4.1.1.12.3	N / Y
X-Ray Angiographic Image Storage	1.2.840.10008.5.1.4.1.1.12.1	N / Y
X-Ray Radiofluoroscopic Image Storage	1.2.840.10008.5.1.4.1.1.12.2	N / Y
Modality Worklist		
Modality Worklist Information Model - FIND	1.2.840.10008.5.1.4.31	Y / N

Association Establishment Policies

General

The TWF will create an association with the MWL C-FIND SCP when prompted by the user. The TWF has configurable Maximum PDU sizes - both sent and received (the default is 1024kb, both sent and received).

Number of Associations

Outgoing associations for the C-FIND requests are pooled with the size of the pool being configurable. The default pool size is for 5 simultaneous associations.

Asynchronous Nature

The TWF will allow any number of asynchronous operations, whether invoked and performed. This number of asynchronous operations is configurable.

Implementation Identifying Information

The TWF will provide a single Implementation Class UID and Implementation Version Name as follows:

DICOM Component Implementation Class UID	1.2.826.0.1.3680043.2.133.1.1
Implementation Version Name	8.40.0

Association Initiation by Real-World Activity

The TWF will attempt to initiate one association for each C-FIND request from the user. The association will be initiated once a user chooses to query the MWL for the patient demographic information to be used in the reconciliation. The query can be done for a configurable set of attributes.

Query Modality Worklist

Associated Real-World Activity

The user selects a study within TWF to be reconciled. The MWL is queried by TWF for a set of defined attributes. The results are returned and the user has the option to choose the best match to reconcile the patient demographic data.

Proposed Presentation Contexts

Table 44: Presentation Context Table

Abstract Syntax		Transfer Syntax		Role	Extended Negotiation
Name	UID	Name	UID		
Modality Worklist Information Model - FIND	1.2.840.10008.5.1.4.31	Little Endian Explicit VR	1.2.840.10008.1.2.1	SCU	None

Information Model

TWF will attempt to query the MWL for the following default attributes. The attributes used for identification by the TWF are configurable:

Attribute Name	Tag	Query Keys Matching SCU
Patient ID	(0010, 0020)	Supported
Scheduled Procedure Step Sequence	(0040, 0100)	Supported
Modality	(0008, 0060)	Supported
Accession Number	(0008, 0050)	Supported

Association Acceptance Policy

When the TWF accepts an association, it will allow the storage of objects and verification of the TWF interface.

The TWF will accept any number of simultaneous associations, the number of which can be configured. The maximum limit on the number of simultaneous associations is dependent on the number of open file descriptors allowed by the underlying operating system.

The TWF is configurable to allow security restrictions ranging from no restrictions (promiscuous) to limiting a particular remote application entity to specified SOP classes and specified SCU/SCP roles. If security is turned on, association attempts by unknown entities will be rejected outright and proposed presentation

contexts from known remote application entities may be rejected based on their allowed security permissions.

Store DICOM Objects

Associated Real-World Activity

This activity is initiated by a modality lacking worklist functionality to populate the patient demographic information in the acquired images. The technologist pushes the images to the unique AE-title of the TWF interface for reconciliation.

Presentation Contexts

Table 45: Presentation Context Table

Abstract Syntax		Transfer Syntax	Role	Extended Negotiation
Name	UID			
12-lead ECG Waveform Storage	1.2.840.10008.5.1.4.1.1.9.1.1	See Table 46	SCP	None
Ambulatory ECG Waveform Storage	1.2.840.10008.5.1.4.1.1.9.1.3	See Table 46	SCP	None
Basic Study Content Notification	1.2.840.10008.1.9	See Table 46	SCP	None
Basic Text SR Storage	1.2.840.10008.5.1.4.1.1.88.11	See Table 46	SCP	None
Basic Voice Audio Waveform Storage	1.2.840.10008.5.1.4.1.1.9.4.1	See Table 46	SCP	None
Cardiac Electrophysiology Waveform Storage	1.2.840.10008.5.1.4.1.1.9.3.1	See Table 46	SCP	None
Comprehensive SR Storage	1.2.840.10008.5.1.4.1.1.88.33	See Table 46	SCP	None
Computed Radiography Image Storage	1.2.840.10008.5.1.4.1.1.1	See Table 46	SCP	None
CT Image Storage	1.2.840.10008.5.1.4.1.1.2	See Table 46	SCP	None
Enhanced CT Image Storage	1.2.840.10008.5.1.4.1.1.2.1	See Table 46	SCP	None
Digital X-Ray Image Storage (Presentation)	1.2.840.10008.5.1.4.1.1.1.1	See Table 46	SCP	None
Digital X-Ray Image Storage (Processing)	1.2.840.10008.5.1.4.1.1.1.1.1	See Table 46	SCP	None
Digital Mammography Image Storage (Presentation)	1.2.840.10008.5.1.4.1.1.1.2	See Table 46	SCP	None
Digital Mammography Image Storage (Processing)	1.2.840.10008.5.1.4.1.1.1.2.1	See Table 46	SCP	None
Digital Intra-oral X-Ray Image Storage (Presentation)	1.2.840.10008.5.1.4.1.1.1.3	See Table 46	SCP	None
Digital Intra-oral X-Ray Image Storage (Processing)	1.2.840.10008.5.1.4.1.1.1.3.1	See Table 46	SCP	None
Enhanced SR Storage	1.2.840.10008.5.1.4.1.1.88.22	See Table 46	SCP	None
General ECG Waveform Storage	1.2.840.10008.5.1.4.1.1.9.1.2	See Table 46	SCP	None
Grayscale Softcopy Presentation State Storage	1.2.840.10008.5.1.4.1.1.11.1	See Table 46	SCP	None
Hardcopy Color Image Storage	1.2.840.10008.5.1.1.30	See Table 46	SCP	None
Hardcopy Grayscale Image Storage	1.2.840.10008.5.1.1.29	See Table 46	SCP	None
Hemodynamic Waveform Storage	1.2.840.10008.5.1.4.1.1.9.2.1	See Table 46	SCP	None
Key Object Selection Document	1.2.840.10008.5.1.4.1.1.88.59	See Table 46	SCP	None

Table 45: Presentation Context Table (Continued)

Abstract Syntax		Transfer Syntax	Role	Extended Negotiation
Name	UID			
Mammography CAD SR	1.2.840.10008.5.1.4.1.1.88.50	See Table 46	SCP	None
Multi-frame Single Bit Secondary Capture Image Storage	1.2.840.10008.5.1.4.1.1.7.1	See Table 46	SCP	None
Multi-frame Grayscale Byte Secondary Capture Image Storage	1.2.840.10008.5.1.4.1.1.7.2	See Table 46	SCP	None
Multi-frame Grayscale Word Secondary Capture Image Storage	1.2.840.10008.5.1.4.1.1.7.3	See Table 46	SCP	None
Multi-frame True Color Secondary Capture Image Storage	1.2.840.10008.5.1.4.1.1.7.4	See Table 46	SCP	None
MR Image Storage	1.2.840.100008.5.1.4.1.1.4	See Table 46	SCP	None
Enhanced MR Image Storage	1.2.840.100008.5.1.4.1.1.4.1	See Table 46	SCP	None
Nuclear Medicine Image Storage	1.2.840.10008.5.1.4.1.1.20	See Table 46	SCP	None
Nuclear Medicine Image Storage (Retired)	1.2.840.10008.5.1.4.1.1.5	See Table 46	SCP	None
Positron Emission Tomography Image Storage	1.2.840.10008.5.1.4.1.1.128	See Table 46	SCP	None
RT Beams Treatment Record Storage	1.2.840.10008.5.1.4.1.1.481.4	See Table 46	SCP	None
RT Brachy Treatment Record Storage	1.2.840.10008.5.1.4.1.1.481.6	See Table 46	SCP	None
RT Dose Storage	1.2.840.10008.5.1.4.1.1.481.2	See Table 46	SCP	None
RT Image Storage	1.2.840.10008.5.1.4.1.1.481.1	See Table 46	SCP	None
RT Plan Storage	1.2.840.10008.5.1.4.1.1.481.5	See Table 46	SCP	None
RT Structure Set Storage	1.2.840.10008.5.1.4.1.1.481.3	See Table 46	SCP	None
RT Treatment Summary Record Storage	1.2.840.10008.5.1.4.1.1.481.7	See Table 46	SCP	None
Secondary Capture Image Storage	1.2.840.10008.5.1.4.1.1.7	See Table 46	SCP	None
Stand-alone Curve Storage	1.2.840.10008.5.1.4.1.1.9	See Table 46	SCP	None
Stand-alone Modality LUT Storage	1.2.840.10008.5.1.4.1.1.10	See Table 46	SCP	None
Stand-alone Overlay Storage	1.2.840.10008.5.1.4.1.1.8	See Table 46	SCP	None
Stand-alone VOI LUT Storage	1.2.840.10008.5.1.4.1.1.11	See Table 46	SCP	None
Standalone PET Curve Storage	1.2.840.10008.5.1.4.1.1.129	See Table 46	SCP	None
Stored Print Storage	1.2.840.10008.5.1.1.27	See Table 46	SCP	None
Ultrasound Image Storage	1.2.840.10008.5.1.4.1.1.6.1	See Table 46	SCP	None

Table 45: Presentation Context Table (Continued)

Abstract Syntax		Transfer Syntax	Role	Extended Negotiation
Name	UID			
Ultrasound Image Storage (Retired)	1.2.840.10008.5.1.4.1.1.6	See Table 46	SCP	None
Ultrasound Multi-frame Image Storage	1.2.840.10008.5.1.4.1.1.3.1	See Table 46	SCP	None
Ultrasound Multi-frame Image Storage (Retired)	1.2.840.10008.5.1.4.1.1.3	See Table 46	SCP	None
VL Endoscopic Image Storage	1.2.840.10008.5.1.4.1.1.77.1.1	See Table 46	SCP	None
VL Microscopic Image Storage	1.2.840.10008.5.1.4.1.1.77.1.2	See Table 46	SCP	None
VL Slide-Coordinates Microscopic Image Storage	1.2.840.10008.5.1.4.1.1.77.1.3	See Table 46	SCP	None
VL Photographic Image Storage	1.2.840.10008.5.1.4.1.1.77.1.4	See Table 46	SCP	None
X-Ray Angiographic Bi-Plane Image Storage (Retired)	1.2.840.10008.5.1.4.1.1.12.3	See Table 46	SCP	None
X-Ray Angiographic Image Storage	1.2.840.10008.5.1.4.1.1.12.1	See Table 46	SCP	None
X-Ray Radiofluoroscopic Image Storage	1.2.840.10008.5.1.4.1.1.12.2	See Table 46	SCP	None

Table 46: Transfer Syntax for Receive from a Remote System

Name	UID
Little Endian Explicit VR	1.2.840.10008.1.2.1
Little Endian Implicit VR	1.2.840.10008.1.2
Big Endian Explicit VR	1.2.840.10008.1.2.2
Deflated Little Endian Explicit VR	1.2.840.10008.1.2.1.99
Lossy JPEG Image Compression (8-bit, coding Process 1)	1.2.840.10008.1.2.4.50
Lossy JPEG Image Compression (12-bit, coding Process 4)	1.2.840.10008.1.2.4.51
Lossless JPEG Image Compression (baseline)	1.2.840.10008.1.2.4.70

Respond to a Verification Request from a Remote System

Associated Real-World Activity

When the TWF receives a verification request (C-ECHO) it will respond with a status of success if possible.

Presentation Context Table

The TWF will accept the following Transfer Syntaxes for each presentation context in an association it receives:

Table 47: Presentation Context Table

Abstract Syntax		Transfer Syntax		Role	Extended Negotiation
Name	UID	Name	UID		
Verification	1.2.840.10008.1.1	Little Endian Explicit VR	1.2.840.10008.1.2.1	SCP	None
		Little Endian Implicit VR	1.2.840.10008.1.2		
		Big Endian Explicit VR	1.2.840.10008.1.2.2		
		Deflated Little Endian Explicit VR	1.2.840.10008.1.2.1.99		

SOP Specific Conformance for Verification SOP Class

The TWF conforms to the SOP of the Verification Service Class fully.

Extended negotiation is not supported for the Verification Service Class.

If the TWF returns anything other than success then the C-ECHO operation failed.

Presentation Context Acceptance Criterion

There is no prioritization used for the acceptance of presentation contexts. Any combination of supported transfer syntax and abstract syntax is accepted, in case the product is configured for them.

Transfer Syntax Selection Policies

The TWF selects transfer syntaxes in Acceptor first mode: the first transfer syntax in the TWF's list of allowable transfer syntaxes that also exists in the proposed transfer syntax list will be selected.

WADO Specification

WADO-WS Specifications

WADO-WS Retrieve Imaging Document Set

Table 48: WADO-WS Retrieve Imaging Document Set Specification

Parameter	Restrictions
Transfer Syntaxes Supported	Any transfer syntax supported by the hosting Enterprise Archive.
SOP Class Restrictions	Any SOP class supported by the hosting Enterprise Archive.
Size restriction	Any size supported by the hosting Enterprise Archive.
Anonymization	Not Supported

WADO-WS Retrieve Rendered Imaging Document Set

Table 49: WADO-WS Retrieve Rendered Imaging Documents Specification

Parameter	Restrictions
Transfer Syntaxes Supported	Any transfer syntax supported by the hosting Enterprise Archive.
SOP Class Restrictions	Any SOP class supported by the hosting Enterprise Archive.
Size restriction	Any size supported by the hosting Enterprise Archive.
Rendered formats available	application/dicom
image/jpeg	
Rows restrictions	Not Supported
Columns restrictions	Not Supported
Region restrictions	Not Supported
Window Center restrictions	Not Supported
Window Width restrictions	Not Supported
Frame Number restrictions	Supported
Image Quality restrictions	Must be in range 1 - 100 (values will be converted and rounded to a scale of 1-10)
Anonymization	Not Supported
Annotation restrictions	Not Supported
Compression available	JPEG

Table 49: WADO-WS Retrieve Rendered Imaging Documents Specification (Continued)

Parameter	Restrictions
Other restrictions	None

WADO-WS Retrieve Imaging Document Set Metadata

Table 50: WADO-WS Retrieve Imaging Document Specification

Parameter	Restrictions
Anonymization	Not Supported
Other restrictions	Value Representations not currently returned include the following: OB, OW, UN, UT, OD, and OF.

Connection Policies

General

All standard WS connection policies apply. There are no extensions for WS options.

Number of Connections

Enterprise Archive V10.0 WADO Service is configurable to limit the number of simultaneous HTTP requests. The connection pool is shared among all services operating on the hosting server. A maximum number of simultaneous connections are dependent on the hardware and network where the application is installed.

Asynchronous Nature

Enterprise Archive V10.0 WADO Service does not support WS asynchronous response.

WADO-URI Specification

WADO-URI Retrieve Imaging Document Set

Table 51: WADO-URI Retrieve Imaging Documents Specification

Parameter	Restrictions
Transfer Syntaxes Supported	Any transfer syntax supported by the hosting Enterprise Archive.
SOP Class restrictions	Any SOP class supported by the hosting Enterprise Archive.
Size restriction	Any size supported by the hosting Enterprise Archive.
Anonymization	Not Supported
Window Width restrictions	Not Supported
Image Quality restrictions	Must be in range 1 - 100 (values will be converted and rounded to a scale of 1-10)
Frame Number restrictions	Supported
Anonymization	Not supported

Table 51: WADO-URI Retrieve Imaging Documents Specification (Continued)

Parameter	Restrictions
Annotation restrictions	Not supported
Compression available	JPEG
Other restrictions	None

If the URI Retrieve specifies no transfer syntax that is supported by the archive, the SOP Instance will be returned using the Implicit VR Little Endian Transfer Syntax.

Connection Policies

General

All URI connections are limited to HTTP GET requests. The Enterprise Archive V10.0 WADO Service ignores all unknown HTTP header parameters.

Number of Connections

Enterprise Archive V10.0 WADO Service is configurable to limit the number of simultaneous HTTP requests. The connection pool is shared among all services operating on the hosting server. A maximum number of simultaneous connections are dependent on the hardware and network where the application is installed.

Asynchronous Nature

Enterprise Archive V10.0 WADO Service does not support WS asynchronous response.

Communication Profiles

Supported Communication Stacks (Parts 8,9)

iConnect Enterprise Archive 10.0 provides DICOM V3.0 TCP/IP Network Support as defined in PS3.8.

TCP/IP Stack

iConnect Enterprise Archive 10.0 inherits its TCP/IP stack from the Java virtual machine, and, by default, the underlying platform on which the virtual machine is executing.

API

The API used to enable the TCP/IP stack for iConnect Enterprise Archive 10.0 is the Java Socket API found in the `java.net` package of the Java Development Kit.

Physical Media Support

iConnect Enterprise Archive 10.0 is indifferent to the physical medium over which TCP/IP executes. This is inherited from the particular platform that the Java virtual machine is executing on.

Extensions/Specializations/Privatizations

Standard Extended/Specialized/Private SOPs

iConnect Enterprise Archive supports Standard Extended, Specialized, and Private Storage SOPs as long as they conform to the Storage Service Class specification (PS3.4, Annex B).

iConnect Enterprise Archive supports Standard Extended, Specialized, and Private Query/Retrieve SOPs as long as they conform to the Query/Retrieve Service Class specification (PS3.4, Annex C).

No other Standard Extended, Specialized, and Private SOPs are supported by Clinical Content Management.

Private Transfer Syntaxes

Private transfer syntaxes are not supported by iConnect Enterprise Archive at installation. However, private transfer syntaxes can be developed and "plugged-in" to the archive using the administrative interface.

Configuration

The WebAdmin tool (a graphical user interface (GUI)) is used for configuration and administration. This tool is remotely enabled through the use of Java Remote Method Invocation (RMI), allowing the system to be configured and administrated from any location on the network. Configurable parameters include, but are not limited to, system level debugging, known remote application entities, various security concerns, and service classes supported.

AE Title/Presentation Address Mapping

All AE Title/Presentation Address mapping may need to be present in multiple locations, depending on the Application Entity. In all cases, WebAdmin allows for the configuration of the AE Title.

Configurable Parameters

The amount of configuration the system allows is extensive.

In general, the following parameters are configurable for each component:

- Listening IP port number
- Application entity title
- Number of simultaneous associations
- Minimum and Maximum PDU
- DICOM Part 10 file storage location
- Accepted DIMSE Commands
- Accepted SOP Classes
- Remote AE list (AE Title, Hostname, Port)
- Network Timeout

A member of Merge Healthcare's support staff must perform configuration.

HTTP URI Interface

The Enterprise Archive V10.0 WADO Service can be configured to respond on a single port for either protected or unprotected HTTP traffic. TLS protected traffic can be configured using an external server/F5 and forwarding traffic to the unprotected HTTP port.

WS Interface

The Enterprise Archive V10.0 WADO Service can be configured to respond on a single service endpoint. The WSDL file to be used by clients is made available at the following location:

`http://<servername:port>/<wado service root>?wsdl`

Support of Extended Character Sets

iConnect Enterprise Archive supports all 8-bit character sets supported by DICOM V3.0. Multi-byte character sets are not supported.

While Enterprise Archive V10.0 WADO Services support Unicode UTF-8 for all WS request, the Enterprise Archive V10.0 WADO Service does not convert character sets when returning SOP Instances using DICOM encoding. See conformance claim for Enterprise Archive V10.0 for character sets used within the DICOM instances.

Security

The Enterprise Archive V10.0 WADO Services does not support the use of transport level security measures for URI or WS. TLS protected traffic can be configured using an external server/F5 and forwarding traffic to the unprotected HTTP port. Future releases are expected to support the use of SAML 2.0 for WS traffic.